

Parts Catalogue

Land Rover Series III



PART No. RTC 9841 CE

JUNE 1988



**GENUINE
PARTS**

Parts Catalogue

Part No RTC9841CE

June 1988

Whilst every effort is made to ensure the accuracy of the particulars contained in this Catalogue, modifications and vehicle specification changes may effect the information specified. No responsibility is accepted for the incorrect supply of parts or any other consequence that may arise as a result of information in this Catalogue not being in accord with modifications or vehicle specification changes which are subsequent to the date of this Catalogue. Also no responsibility is accepted for the incorrect supply of parts or any other consequence that may arise as a result of any misinterpretation of the information specified in this Catalogue.

LAND ROVER UK LTD 1987

All rights reserved. No part of this publication may be reproduced, stored in a retrieval system or transmitted, in any form, electronic, mechanical, photocopying, recording or other means without prior written permission from Land Rover Parts & Equipment Ltd.

Land Rover

SERIES III. 88, 109 & 109V8



**LAND ROVER
PARTS LTD**

GROUP INDEX. TABLE DES SECTIONS. GRUPPENVERZEICHNIS.

Group A Introduction Introduction Einführung	1B 02 2B 02 3B 02	Group G Brakes and Brake Controls Freins Et Commandes Bremsen und Bedienungsorgane	1L
Group A Pictorial Index Table des Matières illustrée Verzeichnis der Abbildungen	1B 08 2B 08 3B 08	Group H Fuel, Exhaust, Emission Systems Systèmes d'alimentation en carburant, d'échappement et d'anti-pollution Kraftstoff-, Auspuff- und Abgasentgiftungsanlagen	1M-Ø 2C
Group A Alphabetical Index Table alphabétique Alphabetisches Verzeichnis	1B 12 2B 12 3B 12	Group J Cooling, Heating and Air Conditioning Refroidissement, Chauffage, Aération Kühlung, Heizung, Lüftung	2D
Group B Engine Moteur Motor	1C-F	Group K Electrical, Washers-Wipers, Instruments Electricité, Essuie Glace, Instruments Elektrische, Scheibenwischer, Instrumente	2E-F
Group C Flywheel and Clutch Volant Et Embrayage Schwungrad und Kupplung	1G	Group L Chassis, Subframes, Bodysell, Fittings Chassis, Soubassement, Cabine Chassis Teile, Hilfsrahmen , Kabine	2G-2I
Group D Gearbox and Propshaft Boîte de Vitesses et Cardan Getriebe und Antriebswelle	1H-I	Group M Fascia, Trim, Seats and Fixings Tableau de Bord, Garnitures Intérieure, Sièges Armaturenbrett, Polsterung und Sitz	2J-K
Group E Axles, Suspension, Drive Shafts, Wheels Axe, Suspension, Arbre de Commande, Roues Achse, Aufhängung, Antriebswelle, Rad	1J	Group N Miscellaneous Divers Vermischt	2L
Group F Steering Direction Lenkung	1K	Group P Numerical Index Index Numérique Nummernverzeichnis	3C-I

GROUP A

SERIES III LAND ROVER COMMENCING VEHICLE NUMBERSUP TO OCTOBER 19792½ LITRE PETROL MODELS88

Home 90100001A
 Export RH Stg 90200001A
 Export CKD RH Stg 90300001A
 Export LH Stg 90400001A
 Export CKD LH Stg 90500001A

88 Station Wagon

Home 92100001A
 Export RH Stg 92200001A
 Export CKD RH Stg 92300001A
 Export LH Stg 92400001A
 Export CKD LH Stg 92500001A

109

Home 91100001A
 Export RH Stg 91200001A
 Export CKD RH Stg 91300001A
 Export LH Stg 91400001A
 Export CKD LH Stg 91500001A

109 Station Wagon

Home 93100001A
 Export RH Stg 93200001A
 Export CKD RH Stg 93300001A
 Export LH Stg 93400001A
 Export CKD LH Stg 93500001A

2½ LITRE DIESEL MODELS88

Home 90600001A
 Export RH Stg 90700001A
 Export CKD RH Stg 90800001A
 Export LH Stg 90900001A
 Export CKD LH Stg 91000001A

88 Station Wagon

Home 92600001A
 Export RH Stg 92700001A
 Export CKD RH Stg 92800001A
 Export LH Stg 92900001A
 Export CKD LH Stg 93000001A

109

Home 91600001A
 Export RH Stg 91700001A
 Export CKD RH Stg 91800001A
 Export LH Stg 91900001A
 Export CKD LH Stg 92000001A

109 Station Wagon

Home 93600001A
 Export RH Stg 93700001A
 Export CKD RH Stg 93800001A
 Export LH Stg 93900001A
 Export CKD LH Stg 94000001A

2.6 LITRE PETROL MODELS109

Home 94100001A
 Export RH Stg 94200001A
 Export CKD RH Stg 94300001A
 Export LH Stg 94400001A
 Export CKD LH Stg 94500001A

109 Station Wagon

Home 94600001A
 Export RH Stg 94700001A
 Export CKD RH Stg 94800001A
 Export LH Stg 94900001A
 Export CKD LH Stg 95000001A

1 TON MODELS109 2½ Litre Petrol

Home 24600001A
 Export RH Stg 24700001A
 Export CKD RH Stg 24800001A
 Export LH Stg 24900001A
 Export CKD LH Stg 25000001A

109 2.6 Litre Petrol

Home 26600001A
 Export RH Stg 26700001A
 Export CKD RH Stg 26800001A
 Export LH Stg 26900001A
 Export CKD LH Stg 27000001A

FROM NOVEMBER 1979 ONWARDS2½ LITRE PETROL MODELS88

Home RH Stg
Export RH Stg
Export CKD RH Stg
Export LH Stg
Export CKD LH Stg

LBAAH1AA100001
LBAAH1AA100001
LBAAH1AF500001
LBAHH2AA100001
LBAAH2AF500001

109

Home RH Stg
Export RH Stg
Export CKD RH Stg
Export LH Stg
Export CKD LH Stg

LBCAH1AA100001
LBCAH1AA100001
LBCAH1AF500001
LBCAH2AA100001
LBCAH2AF500001

88 Station Wagon

Home RH Stg
Export RH Stg
Export CKD RH Stg
Export LH Stg
Export CKD LH Stg

LBABH1AA100001
LBABH1AA100001
LBABH1AF500001
LBABH2AA100001
LBABH2AF500001

109 Station Wagon

Home RH Stg
Export RH Stg
Export CKD RH Stg
Export LH Stg
Export CKD LH Stg

LBCMH1AA100001
LBCMH1AA100001
LBCMH1AF500001
LBCMH2AA100001
LBCMH2AF500001

2½ LITRE DIESEL MODELS88

Home RH Stg
Export RH Stg
Export CKD RH Stg
Export LH Stg
Export CKD LH Stg

LBAAG1AA100001
LBAAG1AA100001
LBAAG1AF500001
LBAAG2AA100001
LBAAG2AF500001

109

Home RH Stg
Export RH Stg
Export CKD RH Stg
Export LH Stg
Export CKD LH Stg

LBCAG1AA100001
LBCAG1AA100001
LBCAG1AF500001
LBCAG2AA100001
LBCAG2AF500001

88 Station Wagon

Home RH Stg
Export RH Stg
Export CKD RH Stg
Export LH Stg
Export CKD LH Stg

LBABG1AA100001
LBABG1AA100001
LBABG1AF500001
LBABG2AA100001
LBABG2AF500001

109 Station Wagon

Home RH Stg
Export RH Stg
Export CKD RH Stg
Export LH Stg
Export CKD LH Stg

LBCMG1AA100001
LBCMG1AA100001
LBCMG1AF500001
LBCMG2AA100001
LBCMG2AF500001

2.6 LITRE PETROL109

Home RH Stg
Export RH Stg
Export CKD RH Stg
Export LH Stg
Export CKD LH Stg

LBCAP1AA100001
LBCAP1AA100001
LBCAP1AF500001
LBCAP2AA100001
LBCAP2AF500001

109 Station Wagon

Home RH Stg
Export RH Stg
Export CKD RH Stg
Export LH Stg
Export CKD LH Stg

LBCMP1AA100001
LBCMP1AA100001
LBCMP1AF500001
LBCMP2AA100001
LBCMP2AF500001

1 TON MODELS109 2½ Litre Petrol

Home RH Stg
Export RH Stg
Export CKD RH Stg
Export LH Stg
Export CKD LH Stg

LBDAP1AA100001
LBDAP1AA100001
LBDAP1AF500001
LBDAP2AA100001
LBDAP2AF500001

109 2.6 Litre Petrol

Home RH Stg
Export RH Stg
Export CKD RH Stg
Export LH Stg
Export CKD LH Stg

LBDAP1AA100001
LBDAP1AA100001
LBDAP1AF500001
LBDAP2AA100001
LBDAP2AF500001

GROUP A
 COMMENCING VEHICLE IDENTIFICATION NUMBERS 109 V8 LAND ROVER

VEHICLE 109 V8

VEHICLE 109 V8 STATION WAGON

Home	RH Stg	LBCAV1AA100001
Export	RH Stg	LBCAV1AA100001
CKD	RH Stg	LBCAV1AF100001
Export	LH Stg	LBCAV2AA100001
CKD	LH Stg	LBCAV2AF100001

Home	RH Stg	LBCMV1AA100001
Export	RH Stg	LBCMV1AA100001
CKD	RH Stg	LBCMV1AF100001
Export	LH Stg	LBCMV2AA100001
CKD	LH Stg	LBCMV2AF100001

	ENGINE	GEARBOX	FRONT AXLE	REAR AXLE
Non-Detoxed	10G00001			
Detoxed	11G00001	88100001	88100001 RH Stg 88400001 LH Stg	Salisbury number
Australia	12G00001			
Detoxed				

KEY BLANK CROSS REFERENCE CHART

KEY SERIES	CODES:	LOCK MANUFACTURER	KEY BLANK PART No.
CONVENTIONAL KEYS:			
BC	301 - 360	LOWE & FLETCHER	CZK 3438
FK	876 - 955	WILMOT BREEDEN	17H 2475
FP	626 - 750	WILMOT BREEDEN	AKA 463
FR	751 - 875	WILMOT BREEDEN	37H 7189
FS	001 - 099, 876 - 955	WILMOT BREEDEN	17H 2475
FT	101 - 225, 301 - 360	WILMOT BREEDEN	CZK 3438
TS	300 - 369	STREBOR	37H 4557
NP	0001 - 1000	NEIMAN	BAU 1849
STEERING LOCK TYPE KEYS:			
B	001 - 1000	BRITAX	37H 7194
B	001 - 1000	BRITAX	37H 7195*
BL RO.VV.VL.	1001N - 2000N	LOWE & FLETCHER	AAU 8276
BP	001 - 1000	BRITAX	37H 7194
BP	001 - 1000	BRITAX	37H 7195*
D	1 - 64	BRITAX	RTC 817B
FH (LONG TIP)	1 - 3948	WASO	37H 7192
FH	1 - 3948	WASO	37H 7193
FR	1 - 1080	WASO	37H 7193
L & F	17001 - 18000	BRITAX	37H 7197
L & F	86001 - 88000	BRITAX	37H 7197
LR	001 - 1000	BRITAX	37H 7194
LR	001 - 1000	BRITAX	37H 7195*
NH	2001 - 3000	WILMOT BREEDEN	37H 6108
NJ	001 - 1500	WILMOT BREEDEN	37H 1494
TM	3001 - 4000	C. E. MARSHALL	37H 8689
A	11225 - 53332	MAGNATEX	27H 9391
NO SERIES LETTER	2001 - 3000	NEIMAN	37H 7190
NO SERIES LETTER	7001 - 9000	NEIMAN	AAU 1888
NO SERIES LETTER (Collapsible Head)	7001 - 9000	NEIMAN	BAU 1921
*PRE CUT No. 3 DEPTH FIRST CUT BLANK.			

REPERTOIRES

Le catalogue comporte un certain nombre de répertoires en facilitant la consultation.

1. Répertoire illustré — Il consiste en de petites illustrations correspondant chacune à un groupe de pièces. Face au groupe on trouve les numéros des première et dernière page sur lesquelles figurent les pièces.
2. Répertoire alphabétique — Il donne des nomenclatures de toutes les pièces principales du véhicule, par ordre alphabétique, et le numéro de la page à laquelle on trouvera la pièce.
3. Répertoire numérique — Il donne en fin des nomenclatures du catalogue toutes les pièces de rechange par ordre numérique, ainsi que la désignation complète de la pièce et le numéro de la première page à laquelle elle se trouve.

DISPOSITION

Le catalogue représente toutes les pièces, ensembles ou pochettes de réparation qui se font pour le véhicule, et il donne directement le numéro de la pièce à la page des illustrations. La quantité pour tout numéro de pièce est toujours une, à moins qu'une autre quantité ne soit indiquée en parenthèses à côté du numéro de pièce. Si une pièce n'a pas son propre numéro c'est qu'elle ne se fait pas séparément. Dans ce cas il faut monter sur le véhicule l'ensemble ou kit. Les numéros de pièce indiqués à toutes les illustrations sont communs à tous les modèles concernés par la publication sauf indication contraire à côté de l'entête, du numéro de la pièce, ou à la partie au bas de l'illustration. Lorsqu'il y a deux numéros de pièce à côté d'une pièce, le deuxième étant entre parenthèses, cela veut dire que la pièce dont le numéro est entre parenthèses est une pièce antérieure, qui a été remplacée.

Il est demandé aux utilisateurs du catalogue de se familiariser avec les divers symboles et abréviations utilisés tout au long du catalogue, et aussi avec les abréviations des pays, pour les pièces destinées à un marché particulier.

COMMANDES

Pour commander des pièces de réchange il est essentiel de se conformer aux règles suivantes:

1. Toujours indiquer le numéro de la pièce tout entier, y compris toutes lettres ou chiffres, préfixes ou suffixes.
2. Toujours indiquer la quantité requise, ne pas oublier que les quantités indiquées sont celles requises pour l'utilisation qui est illustrée. Parfois les pièces sont conditionnées par quantités minimales et il est possible dans ce cas qu'il y ait plus de pièces que nécessaire pour une intervention particulière. On trouvera au barème des renseignements sur les pièces vendues par quantité.
3. Lorsqu'un changement est indiqué pour un véhicule, un moteur, une boîte de vitesses ou un essieu, vérifier soigneusement qu'on commande la pièce portant le bon numéro.
4. Le fait qu'une pièce figure à la nomenclature ne veut pas forcément dire qu'elle soit disponible.

BL Cars Limited a pour principe de procéder sans cesse à des développements et perfectionnements, et se réserve donc le droit d'apporter des changements aux caractéristiques sans préavis.

INDEX-VERZEICHNISSE

In diesem Katalog sind eine Reihe von Index-Verzeichnissen zur leichten Bezugnahme vorgesehen.

1. **Bildindex:** Dieser Bildindex besteht aus einer Reihe von kleinen Abbildungen, die sich jeweils auf eine gewisse Bauteilgruppe beziehen. Zu jeder Gruppe gehören die Anfangs- und Endseitennummern, auf der die abgebildeten Teile zu finden sind.
2. **Alphabetischer Index:** Auf diesem Index erscheinen alle Hauptteile des Fahrzeugs in alphabetischer Reihenfolge und die Seitenzahl, auf der diese Bauteile zu finden sind.
3. **Numerischer Index:** Dieser Index am Ende der Kataloglisten zeigt alle Serviceteile in numerischer Reihenfolge und eine ausführliche Beschreibung des Bauteils, weiterhin die erste Seitenzahl, auf der es erscheint.

AUSLEGUNG

Der Katalog zeigt alle Teile, Einheiten und Reparatursätze, die für das Fahrzeug erhältlich sind, und gibt die Teilnummer direkt auf der Abbildungsseite an. Die Anzahl für alle Teilnummern ist immer ein Stück, wenn keine höhere Menge in Klammern bei der Teilnummer angegeben ist. Wenn ein Bauteil keine selbständige Teilnummer zeigt, kann es nicht separat geliefert werden. In solchen Fällen muß die ganze Einheit oder der gesamte Satz im Fahrzeug vorgesehen werden. Auf Abbildungen angegebene Teilnummern sind für alle Modelle gültig, auf die sich diese Veröffentlichung bezieht, wenn es Überschrift, Teilnummer oder Abschnitt unten auf der Abbildung nicht anders angeben. Wenn ein Teil mit zwei Teilnummern versehen ist (zweite Zahl in Klammern), so weist diese Tatsache darauf hin, daß ein neueres Teilmodell existiert. Die Zahl in Klammern stellt die frühere Teilnummer dar.

Leser dieses Katalogs lernen am besten die verschiedenen Standardsymbole und Abkürzungen, die überall im Katalog verwendet werden, kennen. Außerdem sind die Länderabkürzungen nützlich, die für Teile eines bestimmten Marktes gelten.

BESTELLUNG

Bei der Bestellung von Ersatzteilen ist es erforderlich, die folgenden Punkte zu beachten:

1. Immer komplette Teilnummer mit Präfix- und Suffix-Buchstaben oder -Nummern angeben.
2. Niemals Mengenangabe vergessen. Es werden immer die Mengen abgebildet, die in der gezeigten Anwendung benötigt werden. Manchmal sind nur Mindestmengen erhältlich. Dabei kann es sich um zahlenmäßig größere Teile handeln, als sie für eine Arbeit erforderlich sind. Einzelheiten über abgepackte Mengen sind auf der Einzelteilpreisliste zu finden.
3. Wenn für ein Fahrzeug, einen Motor, ein Getriebe oder eine Achse ein Änderungspunkt gezeigt wird, sorgfältig überprüfen, daß das korrekte Einzelteil mit der richtigen Nummer bestellt wird.
4. Eine Abbildung oder Aufführung eines bestimmten Bauteils ist keine Garantie für die Lieferfähigkeit des Artikels.

BL Cars Limited ist ständig damit beschäftigt, seine Produkte zu verbessern und weiterzuentwickeln. Änderungen ohne vorherige Mitteilung sind daher vorbehalten.

INDEX-VERZEICHNISSE

In diesem Katalog sind eine Reihe von Index-Verzeichnissen zur leichten Bezugnahme vorgesehen.

1. **Bildindex:** Dieser Bildindex besteht aus einer Reihe von kleinen Abbildungen, die sich jeweils auf eine gewisse Bauteilgruppe beziehen. Zu jeder Gruppe gehören die Anfangs- und Endseitennummern, auf der die abgebildeten Teile zu finden sind.
2. **Alphabetischer Index:** Auf diesem Index erscheinen alle Hauptteile des Fahrzeugs in alphabetischer Reihenfolge und die Seitenzahl, auf der diese Bauteile zu finden sind.
3. **Numerischer Index:** Dieser Index am Ende der Kataloglisten zeigt alle Serviceteile in numerischer Reihenfolge und eine ausführliche Beschreibung des Bauteils, weiterhin die erste Seitenzahl, auf der es erscheint.

AUSLEGUNG

Der Katalog zeigt alle Teile, Einheiten und Reparatursätze, die für das Fahrzeug erhältlich sind, und gibt die Teilnummer direkt auf der Abbildungsseite an. Die Anzahl für alle Teilnummern ist immer ein Stück, wenn keine höhere Menge in Klammern bei der Teilnummer angegeben ist. Wenn ein Bauteil keine selbständige Teilnummer zeigt, kann es nicht separat geliefert werden. In solchen Fällen muß die ganze Einheit oder der gesamte Satz im Fahrzeug vorgesehen werden. Auf Abbildungen angegebene Teilnummern sind für alle Modelle gültig, auf die sich diese Veröffentlichung bezieht, wenn es Überschrift, Teilnummer oder Abschnitt unten auf der Abbildung nicht anders angeben. Wenn ein Teil mit zwei Teilnummern versehen ist (zweite Zahl in Klammern), so weist diese Tatsache darauf hin, daß ein neueres Teilmodell existiert. Die Zahl in Klammern stellt die frühere Teilnummer dar.

Leser dieses Katalogs lernen am besten die verschiedenen Standardsymbole und Abkürzungen, die überall im Katalog verwendet werden, kennen. Außerdem sind die Länderabkürzungen nützlich, die für Teile eines bestimmten Marktes gelten.

BESTELLUNG

Bei der Bestellung von Ersatzteilen ist es erforderlich, die folgenden Punkte zu beachten:

1. Immer komplette Teilnummer mit Präfix- und Suffix-Buchstaben oder -Nummern angeben.
2. Niemals Mengenangabe vergessen. Es werden immer die Mengen abgebildet, die in der gezeigten Anwendung benötigt werden. Manchmal sind nur Mindestmengen erhältlich. Dabei kann es sich um zahlenmäßig größere Teile handeln, als sie für eine Arbeit erforderlich sind. Einzelheiten über abgepackte Mengen sind auf der Einzelteilpreisliste zu finden.
3. Wenn für ein Fahrzeug, einen Motor, ein Getriebe oder eine Achse ein Änderungspunkt gezeigt wird, sorgfältig überprüfen, daß das korrekte Einzelteil mit der richtigen Nummer bestellt wird.
4. Eine Abbildung oder Aufführung eines bestimmten Bauteils ist keine Garantie für die Lieferfähigkeit des Artikels.

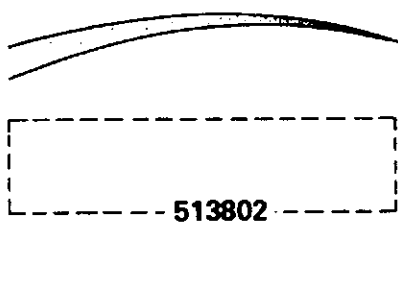
BL Cars Limited ist ständig damit beschäftigt, seine Produkte zu verbessern und weiterzuentwickeln. Änderungen ohne vorherige Mitteilung sind daher vorbehalten.

GROUP A

SYMBOLS

	Right Hand Steering
	Left Hand Steering
	Right Hand
	Left Hand
	Safety Item
	Exhaust Emission
	Not Exhaust Emission

	Denotes parts fitted up to serial number(s) shown below.
	Indicates parts fitted from a serial number(s) up to another serial number(s).
	Denotes parts fitted from a serial number(s) onwards.
	Refer to note at foot of page.
	Refers to associated page or indicates part or assembly to which item connects.



Represents location of details.

Encloses parts which form an assembly or kit.

Indicates connecting items when these are not illustrated in their true relationship.

STANDARD ABBREVIATIONS

1st	}	On or adjacent to gears
2nd		
3rd		
4th		
5th		
A/C		Air Conditioning
A/R		As required.
Assy.		Assembly
Auto.		Automatic Gearbox
Carb.		Carburettor models
CKD		Completely knocked down
C/R		Compression ratio
g		Grammes
LWB		Long Wheel Base models
NLS		No Longer Serviced
NSS		Not Supplied Separately
O/D		Overdrive
PAS		Power Assisted Steering
PeInj.		Petrol injection models
S/D		Order on Service Division
SOO		Special Order
SS		Selected Sizes
SWB		Short Wheel Base Models
12.75"		Lengths in inches






COUNTRY ABBREVIATIONS

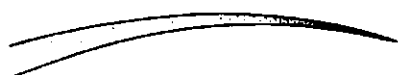
A	Austria
AUS	Australia
B	Belgium
CDN	Canada
CH	Switzerland
CI	Ivory Coast
D	Germany
DK	Denmark
DZ	Algeria
E	Spain
EEC	Common Market Countries
F	France
GB	United Kingdom
I	Italy
J	Japan
L	Luxembourg
MA	Morocco
N	Norway
NZ	New Zealand
P	Portugal
S	Sweden
SF	Finland
SN	Senegal
TN	Tunisia
USA	United States of America
VN	Vietnam

GROUP A


SYMBLES

	Conduite à droite
	Conduite à gauche
	Droit
	Gauche
	Pièce de sécurité
	Anti-pollution gaz d'échappement
	Pas anti-pollution gaz d'échappement

	Pièces montées jusqu'aux numéros de série ci-dessous
	Pièces montées d'un/de numéro(s) de série à un autre/d'autres numéro(s) de série
	Pièces montées à partir d'un/de numéro(s) de série
	Voir note au bas de la page
	Voir autre page, ou indique une pièce ou ensemble sur laquelle/lequel la pièce en question est branchée



Indique l'emplacement des détails



Encadre les pièces formant un ensemble ou kit



Indique des pièces reliées entre elles si l'illustration n'indique pas leur vrai rapport

ABBREVIATIONS STANDARD








1st	}	Sur les engrenages ou à côté
2nd		
3rd		
4th		
5th		
A/C		Climatisation
A/R		Selon besoins
Assy		Ensemble
Auto		Boîte de vitesses automatique
Carb		Modèles à carburateur
CKD		Complètement démonté
C/R		Taxu de compression
g		Grammes
LWB		Empattement long
NLS		Ne se fait plus
NSS		Non fournie séparément
O/D		Surmultiplication
PAS		Direction assistée
PeInj		Injection d'essence
S/D		Commander auprès Division Service
SOO		Commande spéciale
SS		Tailles spéciales
SWB		Empattement court
12.75"		Longueurs en pouces

ABBREVIATIONS DES PAYS

A	Autriche
AUS	Australie
B	Belgique
CDN	Canada
CH	Suisse
CI	Côte d'Ivoire
D	Allemagne
DK	Danemark
DZ	Algérie
E	Espagne
EEC	Pays du Marché Commun
F	France
GB	Royaume-Uni
I	Italie
J	Japon
L	Luxembourg
MA	Maroc
N	Norvège
NZ	Nouvelle-Zélande
P	Portugal
S	Suède
SF	Finlande
SN	Sénégal
TN	Tunisie
USA	Etats-Unis d'Amérique
VN	Vietnam

GROUP A

SYMBOLE

	Lenkung rechts
	Linkung links
	Rechts
	Links
	Sicherheitsteil
	Abgase
	Nichtabgase



Weist auf Teile hin, die bis Seriennummer(n) – siehe unten – montiert werden.



Weist auf Teile hin, die von einer Seriennummer bis zu einer anderen Seriennummer montiert werden.



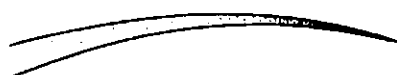
Weist auf Teile hin, die von einer Seriennummer an montiert werden.




Weist auf Fußnote hin.



Weist auf eine damit zusammenhängende Seite hin oder zeigt Bauteile oder Einheiten, mit denen dieses Bauteil verbunden ist.



Weist auf Stelle mit Details hin.



Zeigt Teile, die zu einer kompletten Einheit oder einem gesamten Bausatz gehören.



Zeigt Verbindungsteile, die hier nicht in ihrer korrekten Anordnung gezeigt werden.

STANDARDMASSIGE ABKURZUNGEN

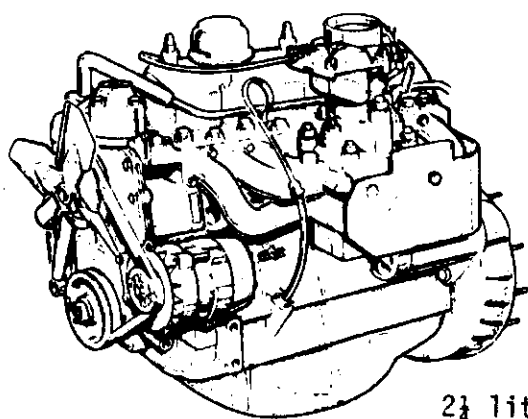
1st	}	An oder in der Nähe von Gängen
2nd		
3rd		
4th		
5th		
A/C		Klimaanlage
A/R		Wie erforderlich
Assy.		Komplette Einheit
Auto.		Automatisches Getriebe
Carb.		Vergasermotoren
CKD		Vollkommen zerlegt
C/R		Verdichtungsverhältnis
g		Gramm
LWB		Modelle mit großem Achsabstand
NLS		Nicht mehr im Service
NSS		Nicht getrennt lieferbar
O/D		Overdrive
PAS		Servolenkung
PeInj.		Modelle mit Benzineinspritzung
S/D		Auftrag/Service Division
SOO		Spezialauftrag
SS		Ausgewählte Größen
SWB		Modelle mit kurzem Achsabstand
12.75"		Länge in Zoll

LANDERABKURZUNGEN

A	Österreich
AUS	Australien
B	Belgien
CDN	Kanada
CH	Schweiz
CI	Elfenbeinküste
D	Deutschland
DK	Dänemark
DZ	Algerien
E	Spanien
EEC	EG-Länder
F	Frankreich
GB	Großbritannien
I	Italien
J	Japan
L	Luxemburg
MA	Marokko
N	Norwegen
NZ	Neuseeland
P	Portugal
S	Schweden
SF	Finnland
SN	Senegal
TN	Tunesien
USA	USA
VN	Vietnam

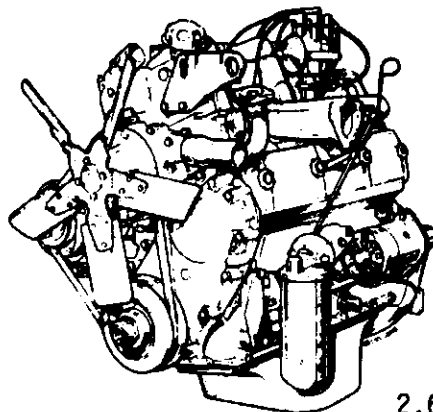
GROUP A

PICTORIAL INDEX, TABLE DES MATIERES ILLUSTRÉE, VERZEICHNIS DER ABBILDUNGEN.



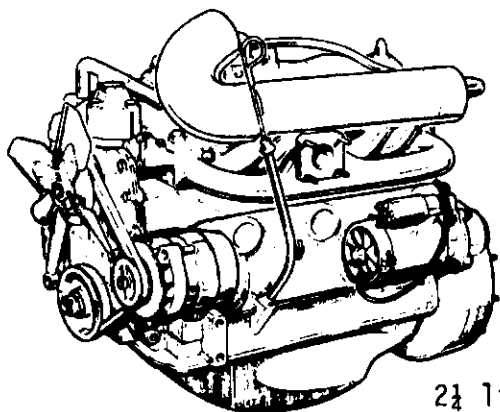
1C 02
to
1C 14

2 1/2 litre Petrol



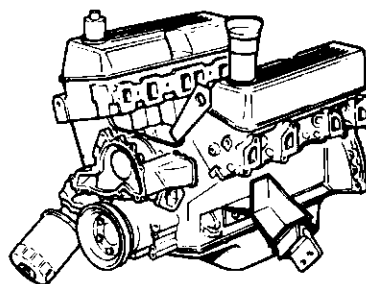
1D 02
to
1D 15

2.6 litre Petrol



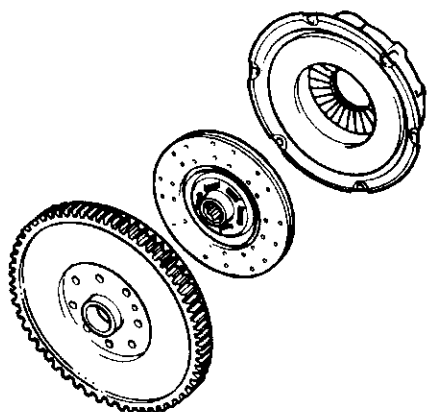
1E 02
to
1E 13

2 1/2 litre Diesel

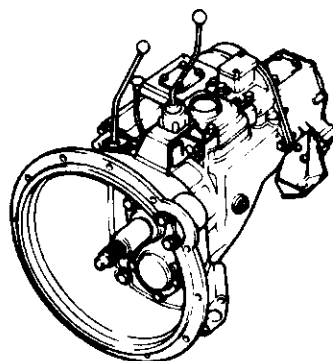


1F 02
to
1F 12

V8 Petrol

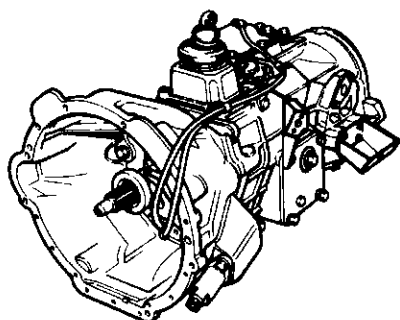


1G 02
to
1G 05



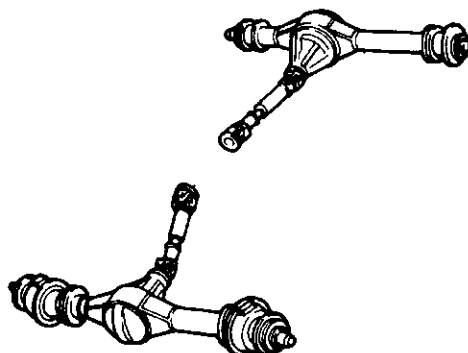
1H 02
to
1H 13

4 and 6 Cylinder



1I 02
to
1I 14

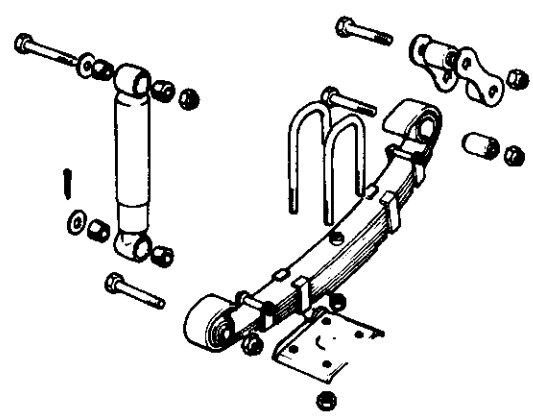

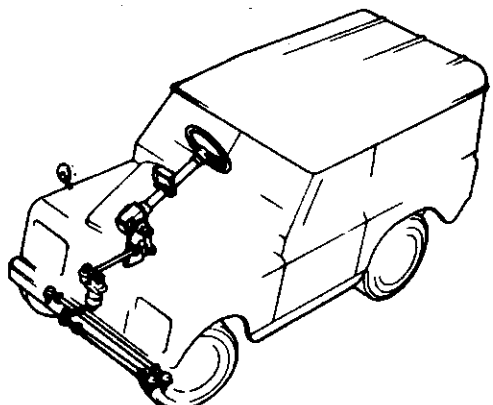

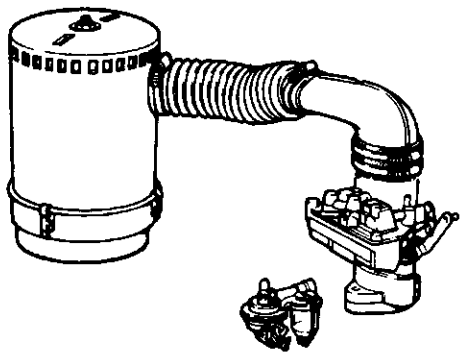

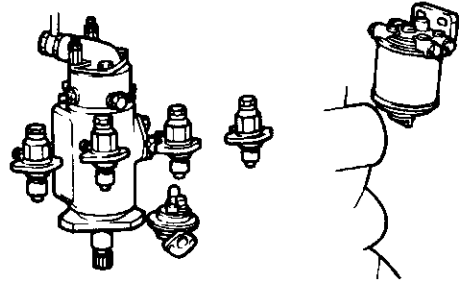

V8 Petrol



1J 02
to
1J 14

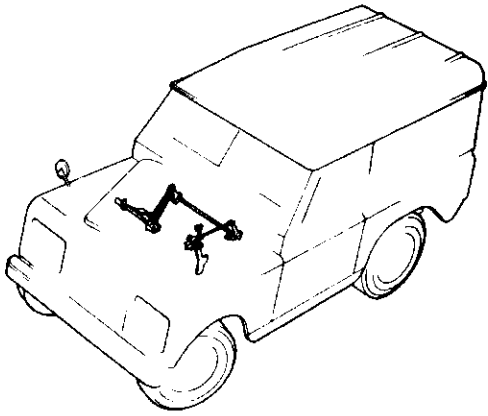
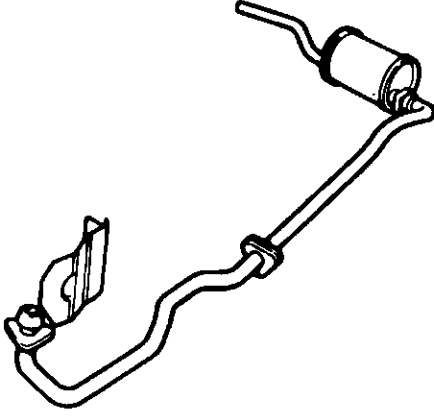
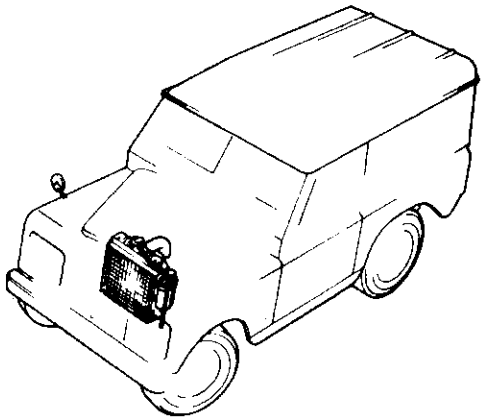
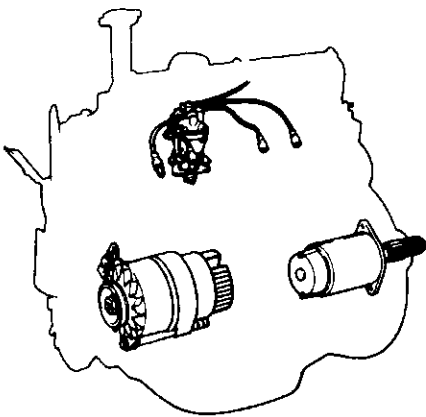
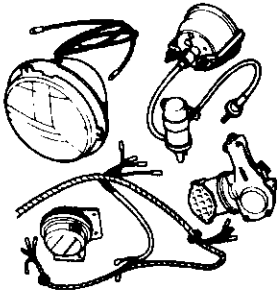
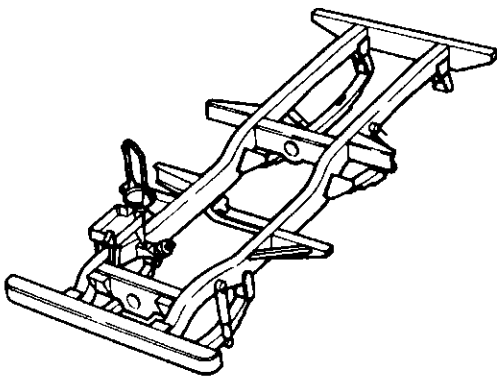
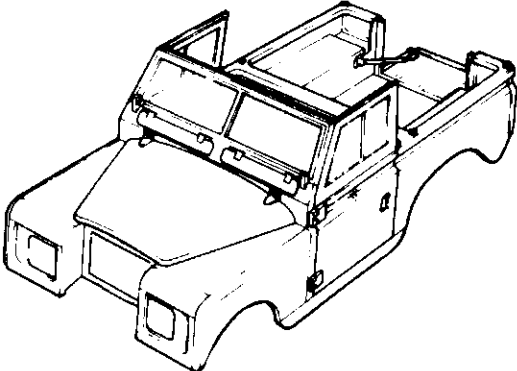

PICTORIAL INDEX, TABLE DES MATIERES ILLUSTRÉE, VERZEICHNIS DER ABBILDUNGEN.

GROUP A

	<p>1J 15 to 1J 18</p>  <p>1J 18</p>
	<p>1K 02 to 1K 08</p>  <p>1L 02 to 1L 16</p>
	<p>1M 02 to 1M 12</p> <p>1N 02 to 1N 06</p>  <p>1N 07 to 1N 09</p>
	<p>1N 10</p>  <p>1N 11 to 1N 17</p> <p>10 02 to 10 06</p>

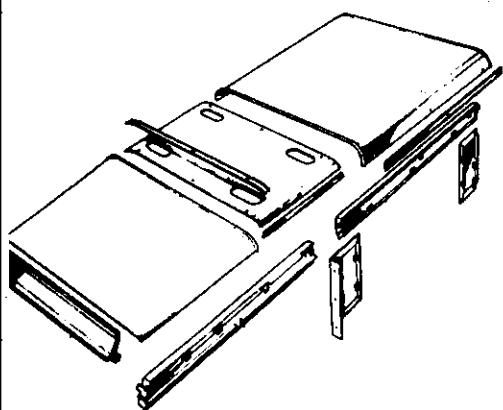
GROUP A

PICTORIAL INDEX, TABLE DES MATIERES ILLUSTRÉE, VERZEICHNIS DER ABBILDUNGEN.

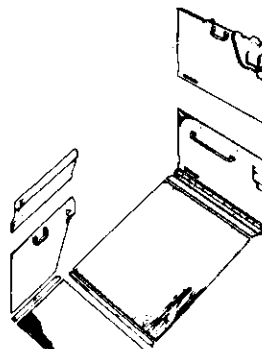
	<p>10 07 to 10 14</p>		<p>2C 02 to 2C 11</p>
	<p>2D 02 to 2D 04</p>		<p>2E 02 to 2E 16</p>
	<p>2F 02 to 2F 15</p>		<p>2G 02 to 2G 04</p>
	<p>2G 05 to 2G 16 2H 02 to 2H 06 2H 09 to 2H 14 2I 03 to 2I 04</p>		<p>2G 17 to 2G 18 2H 07 to 2H 09 2H 15 to 2H 18 2I 02</p>

PICTORIAL INDEX, TABLE DES MATIERES ILLUSTRÉE, VERZEICHNIS DER ABBILDUNGEN.


GROUP A



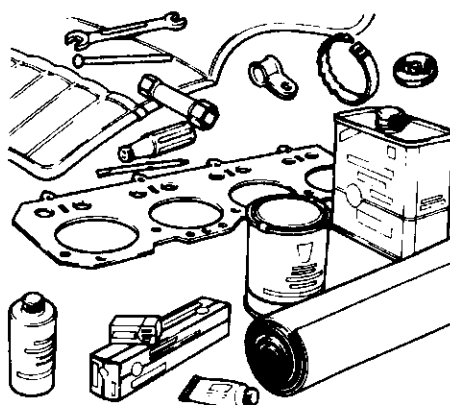
2J 06
to
2J 07



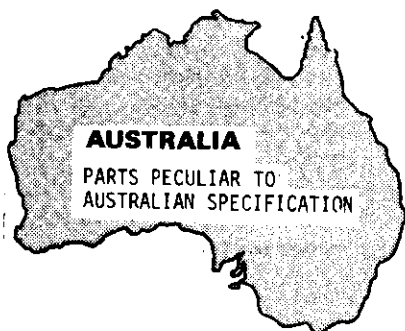
2J 08



2J 09
to
2J 16
2K 02
to
2K 09



2L 02
to
2L 11



AUSTRALIA
PARTS PECULIAR TO
AUSTRALIAN SPECIFICATION

2L 12
to
2L 18

ALPHABETICAL INDEX

Description	Page No	Description	Page No
'A'		'A' - continued	
Accelerator bell crank, 2½ Petrol	10 08	Alternator - 18 ACR 109 V8	2E 16
Accelerator, cable operated, 2½ Diesel	10 12	Alternator fixings, 2½ Petrol	2E 11
Accelerator control rod 2½ Petrol	10 08	Alternator fixings, 2.6 Petrol	2E 13
Accelerator cross shaft 2½ Petrol	10 07	Alternator fixings, 2½ Diesel	2E 15
Accelerator cross shaft 2½ Diesel	10 11	Alternator fixings, 109 V8	2E 16
Accelerator cross shaft and lever, 2.6 Petrol	10 10	Alternator mounting brackets 2.6 Petrol	2E 13
Accelerator extension shaft and lever, 2.6 Petrol	10 10	Anchor bracket, air pump, 2.6 Petrol	1D 14
Accelerator pedal, 2½ Petrol	10 07	Anchorage, seat belts	2J 15-16
Accelerator pedal, 2.6 Petrol	10 09	Anti-noise rubbers	2I 04
Accelerator pedal, 2½ Diesel	10 11	Audible warning, safety harness, (Electrical).	2F 14
Accelerator pedal 109 V8	10 13	Australian conditions	2L 12-18
Accelerator pedal shaft, 2½ Petrol	10 07	Auxiliary Driving Lamps	2F 02
Accelerator pedal shaft, 2.6 Petrol	10 09	Axle front, 88" and 109" except 1 ton	1J 02
Accelerator pedal shaft, 2½ Diesel	10 11	Axle front, 109" 1 ton	1J 03
Accelerator, control rod, 2½ Diesel	10 12	Axle front 109 V8	1J 02
Adaptor, carburetter, 2.6 Petrol	1M 05	Axle rear, 88" and 109	1J 12
Adaptor - engine oil filter 2.6 Petrol	1D 13	Axle rear, 109 V8	1J 12
Adaptor - water pump, 2.6 Petrol	1D 10	'B'	
Adjusting brackets, air pump 2.6 Petrol	1D 14	Badge - Land Rover 109 V8	2H 06
Air cleaner, 2½ Petrol	1N 02	Ball joint assembly	1K 06-08
Air cleaner, 2.6 Petrol	1N 02	Ballast resistor, Diesel models	2F 09
Air cleaner, 2½ Diesel	1N 03	Battery base 109 V8	2G 12
Air cleaner support	2G 04	Battery and cables, Petrol models	2F 12
Air cleaner - detoxed 109 V8	1N 05-6	Battery and cables, Diesel models	2F 12
Air cleaner - non - detoxed 109 V8	1N 04	Battery support	2G 04
Air injection pump, 2.6 Petrol	1D 14	Bearings, camshaft 2½ Petrol	1C 05
Air intake elbow - detoxed	1N 05	Bearings, camshaft 2.6 Petrol	1D 06
Air intake elbow - non - detoxed	1N 04	Bearings, camshaft 2½ Diesel	1E 05
Air manifold, 2.6 Petrol	1D 14	Bearings, connecting rod, 2½ Petrol	1C 03
Air pipe, carburetter 2.6 Petrol	1M 07	Bearings, connecting rod, 2.6 Petrol	1D 04
	1M 08	Bearings, connecting rod, 2½ Diesel	1E 03
	1M 08	Bearings connecting rod 109 V8	1F 04
	1D 14	Bearings, front and rear hub 88"	1J 10
Air pipe, fuel trap, 2.6 Petrol		Bearings, front hub 109"	1J 10
Air tube, 2.6 Petrol		Bearings, front output shaft except 109 V8	1H 10
Alternator - 16 ACR 2½ Petrol machine sensed. Engine suffix 'A'	2E 10	Bearings, front output shaft 109 V8	1I 10
Alternator - 16 ACR 2½ Diesel, machine sensed. Engine suffix 'A'	2E 14	Bearings, gearbox layshaft except 109 V8	1H 05
Alternator - 16 ACR 2½ Petrol, battery sensed. Engine suffix 'B' onwards.	2E 10	Bearings, gearbox layshaft 109 V8	1I 09
Alternator - 16 ACR 2½ Diesel battery sensed. Engine suffix 'B' onwards	2E 14	Bearings, gearbox mainshaft except 109 V8	1H 04
Alternator - 16 ACR 2.6 Petrol, machine sensed. Engine suffix 'A'	2E 12	Bearings, gearbox mainshaft 109 V8	1I 06
Alternator - 16 ACR 2.6 Petrol, battery sensed. Engine suffix 'B' onwards.	2E 12	Bearing kits 16 ACR alternator 2½ Petrol	2E 10
		Bearing kits 16 ACR alternator 2.6 Petrol	2E 12
		Bearing kits 16 ACR alternator 2½ Diesel	2E 14
		Bearing kit - alternator 18 ACR 109 V8	2E 16

Description	Page No	Description	Page No
'B' - continued		'B' - continued	
Bearings, main crankshaft, 2½ Petrol	1C 03	Brush set, alternator 2½ Petrol	2E 10
Bearings, main crankshaft, 2.6 Petrol	1D 04	Brush set, alternator 2.6 Petrol	2E 12
Bearings, main crankshaft, 2½ Diesel	1E 03	Brush set, alternator 2½ Diesel	2E 14
Bearings, main crankshaft 109 V8	1F 03	Brush set - alternator 18ACR 109V8	2E 16
Bearing, primary pinion except V8	1H 04	Brush set, starter motor, 2½ Petrol	2E 07
Bearing, primary pinion 109 V8	1I 06	Brush set, starter motor 2.6 Petrol	2E 08
Bearing, mainshaft bearing housing rear	1H 09	Brush set, starter motor 2½ Diesel	2E 09
Bearing, rear mainshaft 109 V8	1I 04	Brush set, starter motor 109 V8	2E 09
Bearing, rear hub 109"	1J 13	Bulb - headlamp	2F 02
Bearing, swivel pin housing	1J 06	Bumper stops, rear - H.C.P.U.	2H 10
Bell housing, except 109 V8	1H 02	Bush kit, starter, 2½ Petrol	2E 07
Bell housing 109 V8	1I 02	Bush kit, starter motor 2.6 Petrol	2E 08
Body cappings 88"	2H 03	Bush kit, starter 2½ Diesel	2E 09
Body cappings, 109' except Station Wagon	2H 06	Bushes, front road spring	1J 15-16
Body cappings, 109" Station Wagon	2H 08	Bushes, rear road spring	1J 17-18
Bodysides, H.C.P.U.	2H 11	Bushes, front shock absorber	1J 16
Bolt kit, starter motor 2½ Petrol	2E 07	Bushes, rear shock absorber	1J 16
Bolt kit, starter motor 2.6 Petrol	2E 08		
Bolt kit, starter motor 2½ Diesel	2E 09	'C'	
Body, oil pump, 2.6 Petrol	1D 05	Cable - brake warning	2F 13
Bonnet	2G 06	Cable - engine harness 109 V8	2F 10
Bonnet 109 V8	2G 06	Cable - main harness 109 V8	2F 10
Bonnet catch assembly	2G 06	Camshaft, 2½ Petrol	1C 05
Bonnet catch 109 V8	2G 06	Camshaft, 2.6 Petrol	1D 06
Bonnet pad	2I 04	Camshaft, 2½ Diesel	1E 05
Bottom cover - bell housing 109 V8	1I 03	Camshaft - 109 V8	1F 06
Bottom cover, transfer box 109 V8	1I 04	Cam roller follower, 2.6 Petrol	1D 08
Brake Adjuster kit - drum brakes	1L 02	Carburetter, 2½ Petrol	1M 02
	1L 04	Carburetters - detoxed and non-detoxed 109 V8	1M 09
Brake anchor plate, front	1L 02&	Carburetter, 2.6 Petrol	1M 05
Brake anchor plate, rear	1L 03	Carburetter air rails 109 V8	1M 12
Brake drum, front	1L 02&	Carburetter, air valve, 2.6 Petrol	1M 05
Brake drum, rear,	1L 04	Carburetter body, 2.6 Petrol	1M 05
	1L 02&	Carburetter check valve 109 V8	1M 12
Brake failure warning, dual brakes	1L 03	Carburetter, choke spindle and levers, 2½ Petrol	1M 03
Brake grease	1L 04	Carburetter, cold start, 2.6 Petrol	1M 06
Brake pedal	2F 13	Carburetter components, 2.6 Petrol	1M 07
Brake pipes, front and rear	2L 07	Carburetter, damper 2.6 Petrol	1M 05
	1L 06	Carburetter, damper 109 V8	1M 10
Brake pipes 109 V8	1L 09	Carburetter, emulsion block, 2½ Petrol	1M 03
	1L 13	Carburetter, float, 2½ Petrol	1M 03
Brake rubber grease	1L 12&	Carburetter, float, 2.6 Petrol	1M 06
Brake shoe, front	1L 13	Carburetter float 109 V8	1M 10
Brake shoe, rear	2L 07	Carburetter fixings, 2½ Petrol	1M 04
	1L 02&	Carburetter gasket kit, 2½ Petrol	1M 02
Breather filter 2½ Petrol	1L 03	Carburetter gasket kit, 2.6 Petrol	1M 05
Breather filter, 2.6 Petrol	1L 02	Carburetter gasket kit 109 V8	1M 11
Breather filter, 2½ Diesel	1L 04	Carburetter, jet orifice, 2.6 Petrol	1M 06
Breather filter 109 V8	1C 11	Carburetter linkage 109 V8	1M 12
Breather pipe, gearbox 109 V8	1D 12	Carburetter, main body, 2½ Petrol	1M 02
Brush kit, wiper motor	1E 12	Carburetter, main jet, 2½ Petrol	1M 03
	1N 04		
	1I 05		
	2F 06		

Description	Page No	Description	Page No
'C' - continued		'C' - continued	
Carburettor needle valve pack 2.6 Petrol	1M 08	Condensor, distributor, 2.6 Petrol	2E 04-5
Carburettor needle valve kit 109 V8	1M 11	Condensor - distributor - detoxed 109 V8	2E 06
Carburettor overhaul kit, 2½ Petrol	1M 02	Condensor - distributor - non-detoxed 109 V8	2E 06
Carburettor overhaul kit, 2.6 Petrol	1M 05	Connecting rod, 2½ Petrol	1C 03
Carburettor overhaul kit 109 V8	1M 11	Connecting rod, 2.6 Petrol	1D 04
Carburettor, slow running jet 2½ Petrol	1M 03	Connecting rod, 2½ Diesel	1E 03
Carburettor, throttle levers, 2.6 Petrol	1M 06	Connecting rod, 109 V8	1F 04
Carburettor, throttle valve, 2.6 Petrol	1M 07	Console Unit	2L 05
Carburettor, top cover, 2½ Petrol	1M 02	Constant velocity joint, 109 V8	1J 05
Carburettor, top cover, 2.6 Petrol	1M 05	Contact breaker points, distributor 2½ Petrol	2E 02-3
Centre front seat 109" 12 seater	2K 05	Contact breaker points, distributor 2.6 Petrol	2E 04-5
Centre seat assembly, 109" S.W.	2K 04	Contact Points - distributor - detoxed 109 V8	2E 06
Chainwheel on camshaft, 2½ Petrol	1C 05	Contact points - distributor non-detoxed 109 V8	2E 06
Chainwheel on camshaft, 2.6 Petrol	1D 06	Coolant inhibitor	2L 07
Chainwheel on camshaft, 2½ Diesel	1E 05	Corner capping, tropical roof	2H 17
Chain, camshaft driving, 2½ Petrol	1C 05	Corner protector, cantrail, rear	2H 17
Chain, camshaft driving, 2.6 Petrol	1D 06	Cover - gearbox 109 V8	2G 11
Chain, camshaft driving, 2½ Diesel	1E 05	Cover, gearbox oil pump 109 V8	1I 03
Chain, camshaft driving, 109 V8	1F 06	Cover panels, front wings	2G 08
Chain tensioner, 2½ Petrol	1C 05	Cover panels, rear body, 88"	2H 02
Chain tensioner, 2.6 Petrol	1D 06	Cover panels, rear body, 109"	2H 05
Chain tensioner, 2½ Diesel	1E 05	Cover panels, rear body, 109 S.W.	2H 07
Channels, windows front door	2G 14	Cover panels, rear lamp	2H 05
Channels, windows rear side doors	2G 17	Cover plate, side, gearbox 109 V8	1I 04
Chassis frame	2G 02	Cover - spare wheel	2I 02
Chassis frame 109 V8	2G 02	Cowl, fuel filler - H.C.P.U.	2H 12
Check Strap, front door	2G 16	Crankshaft, 2½ Petrol	1C 03
Check strap, rear door	2I 02	Crankshaft, 2.6 Petrol	1D 04
Check strap, rear side door	2G 18	Crankshaft, 2½ Diesel	1E 03
Check valve, air manifold, 2.6 Petrol	1D 14	Crankshaft, 109 V8	1F 03
Choke control 109 V8	1M 09	Crankshaft oil seal assembly, 2½ Petrol	1C 03
Clamp - battery 109 V8	2G 04	Crankshaft oil seal and retainer assembly, 2.6 Petrol	1D 04
Cleaning fluid, brake parts	2L 07	Crankshaft oil seal assembly, 2½ Diesel	1E 03
Clutch, 2½ Petrol	1G 02	Crankshaft pulley, 2½ Petrol	1C 03
Clutch, 2.6 Petrol	1G 02	Crankshaft pulley, 2.6 Petrol	1D 04
Clutch, 2½ Diesel	1G 03	Crankshaft pulley, 2½ Diesel	1E 03
Clutch - 109 V8	1G 03	Crankcase sump, 2½ Petrol	1C 07
Clutch pedal	1G 04	Crankcase sump, 2.6 Petrol	1D 08
Clutch pedal bracket	1G 04	Crankcase sump, 2½ Diesel	1E 07-8
Clutch plate, 2½ Petrol	1G 02	Crankcase sump, 109 V8	1F 03
Clutch plate, 2.6 Petrol	1G 02	Crossmembers	2G 02
Clutch Plate, 2½ Diesel	1G 03	Crownwheel and pinion except 1 ton	1J 08
Clutch release bearing and sleeve 109 V8	1G 05	Crownwheel and pinion 109 1 ton	1J 09
Clutch release lever 109 V8	1G 05	Cylinder block, 2½ Petrol	1C 02
Clutch slave cylinder 109 V8	1G 05	Cylinder block, 2.6 Petrol	1D 03
Clutch slave cylinder	1G 05	Cylinder block, 2½ Diesel	1E 02
Clutch slave cylinder overhaul kit	1G 05	Cylinder block fixings, 2½ Petrol	1C 02
Clutch withdrawal mechanism	1G 05	Cylinder block fixings, 2.6 Petrol	1D 03
Cold start control, 2½ Petrol	10 14	Cylinder block fixings, 2½ Diesel	1E 02
Cold start control, 2.6 Petrol	10 14		
Condenser, distributor, 2½ Petrol	2E 02-3		

Description	Page No	Description	Page No
'C' - continued		'E' - continued	
Cylinder block 109 V8	1F 02	Element, air cleaner, 2½ Diesel	1N 03
Cylinder head, 2½ Petrol	1C 11	Element for fuel filter, 2.6	
Cylinder head, 2.6 Petrol	1D 11	Petrol	1N 09
Cylinder head, 2½ Diesel	1E 11	Emission control 2½ Petrol	1C 08-9
Cylinder head fixings, 2½ Petrol	1C 11	Emission pack, carburetter, 2.6	
Cylinder head fixings, 2.6 Petrol	1D 12	Petrol	1M 08
Cylinder head fixings, 2½ Diesel	1E 11	Engine assembly, 2½ Petrol	1C 02
Cylinder head gasket, 2½ Petrol	1C 11	Engine assembly, 2.6 Petrol	1D 02-3
Cylinder head gasket, 2.6 Petrol	1D 12	Engine assembly, 2½ Diesel	1E 02
Cylinder head gasket, 2½ Diesel	1E 11	Engine assembly 109 V8	1F 02
Cylinder head 109 V8	1F 09	Engine breather filter, 2.6 Petrol	1D 09
		Engine mounting foot, 2½ Petrol	1C 02
'D'		Engine mounting foot, 2.6 Petrol	1D 03
Dash assembly	2G 09	Engine mounting foot, 2½ Diesel	1E 02
Dash assembly 109 V8	2G 09	Engine mountings, 2½ Petrol	1C 14
Decarb gasket kit 109 V8	1F 12	Engine mountings, 2.6 Petrol	1D 15
Decarbonising gasket set, 2½ Petrol	1C 02	Engine mountings, 2½ Diesel	1E 13
Decarbonising gasket set, 2.6		Engine mountings, 109 V8	1F 02
Petrol	1D 03	Engine stop control, 2½ Diesel	1D 14
Decarbonising gasket set, 2½ Diesel	1E 02	Engine tie rod, 2.6 Petrol	1D 15
Differential assembly, 88 front and		Exhaust down pipes 109 V8	2C 11
rear and 109 front except 1 ton	1J 07	Exhaust gas recirculating valve	2L 12
Differential assembly, front, 109		Exhaust manifold, 2½ Petrol	1C 13
1 ton	1J 09	Exhaust manifold 109 V8	1F 08
Differential housing, 88 front and		Exhaust manifold, 2.6 Petrol	1D 13
rear and 109 front except 1 ton	1J 07	Exhaust manifold, 2½ Diesel	1E 13
Differential housing, front, 109		Exhaust manifold adaptor, 2.6 Petrol	1D 14
1 ton	1J 03	Exhaust valve, 2½ Petrol	1C 06
Differential assembly, rear 109"	1J*13	Exhaust valve, 2.6 Petrol	1D 07
Differential case less gears, front		Exhaust valve, 2½ Diesel	1E 06
109 1 ton	1J 09	Expansion tank 109 V8	2D 04
Differential case less gears, rear		Extension bracket, towing - H.C.P.U.	2L 03
109"	1J 13		
Distance piece, air pump 2.6 Petrol	1D 14	'F'	
Distributor, 2½ Petrol	2E 02-3	Fan, 2½ Petrol	1C 10
Distributor, 2.6 Petrol	2E 04-5	Fan, 2.6 Petrol	1D 10
Distributor - detoxed 109 V8	2E 06	Fan, 2½ Diesel	1E 09-10
Distributor - non-detoxed 109 V8	2E 06	Fan (non-viscous type) 109 V8	1F 11
Distributor pump, 2½ Diesel	1N 10	Fan - viscous drive 109 V8	1F 12
Distributor, sundry parts kit,		Fan cowl 109 V8	2D 03
2½ Petrol	2E 02	Fan belt, 2½ Petrol	1C 10
Distributor, sundry parts kit,		Fan belt, 2.6 Petrol	1D 10
2.6 Petrol	2E 04	Fan belt, 2½ Diesel	1E 09
Distributor suppression cover 2.6		Fan belt (non-viscous type) 109 V8	1F 11
Petrol	2E 04-5	Fan pulley (viscous type) 109 V8	1F 12
Door casings, 88" S.W.	2J 08	Fan pulley, 2½ Petrol	1C 10
Door casings, 109" S.W.	2J 08	Fan pulley, 2.6 Petrol	1D 10
Door mounted mirror	2I 03	Fan pulley, 2½ Diesel	1E 09-10
Door - rear end 109 V8	2H 18	Filler cap, oil filler pipes, 2½	
Drive shaft, oil pump, 2.6 Petrol	1D 05	Petrol	1C 08
Driving belt, air pump, 2.6 Petrol	1D 14	Filler cap, oil filler pipes, 2.6	
		Petrol	1D 08
'E'		Filler cap, oil filler pipes, 2½	
EGR Valve	1C 14	Diesel	1E 09
Electrical, cable cleats, plugs		Filter, engine oil, 2½ Petrol	1C 12
and clips	2L 08	Filter, engine oil, 2.6 Petrol	1D 13
Element, air cleaner, 2½ Petrol	1N 02	Filter, engine oil, 2½ Diesel	1E 12
Element, air cleaner, 2.6 Petrol	1N 02	Fixed window front door 109 V8	2G 14

Description	Page No	Description	Page No
'F' - continued		'F' - continued	
Fixed window - rear side door 109 V8	2G 17	Fuel pump, Bendix, 2.6 Petrol	1N 08
Fixings, roof, 88" S.W.	2H 17	Fuel pump, electric, 2.6 Petrol	1N 07
Fixings, roof, 109" S.W.	2H 17	Fuel pump, coil 2.6 Petrol	1N 07
Flame trap 109 V8	1M 12	Fuel pump, diaphragm, 2.6 Petrol	1N 07
Flasher lamps	2F 04	Fuel pump, pedestal, 2.6 Petrol	1N 07
Flasher unit	2F 09	Fuel pump, 109 V8	1N 08
Flywheel, 2½ Petrol	1G 02	Fuel tank, 88" models	10 02
Flywheel, 2.6 Petrol	1G 02	Fuel tank, 109" 4 cyl	10 02-3
Flywheel, 2½ Diesel	1G 03	Fuel tank, 109 V8	10 06
Flywheel 109 V8	1G 03	Fuel tank, 2.6 Petrol	10 04
Flywheel housing, 2½ Petrol	1G 02	Fuel tank mountings, 2.6 Petrol	10 05-6
Flywheel housing, 2.6 Petrol	1G 02	Fuel trap 2.6 Petrol	1M 08
Flywheel housing, 2½ Diesel	1G 03	Fuse box	2F 09
Flyscreen	2G 09		
Floor and door trim, 109" S.W.	2J 08	'G'	
Floor plate 109 V8	2G 11	Gasket set, carburetter, 2½ Petrol	1M 02
Fog lamp, rear	2F 05	Gasket set, carburetter, 2.6 Petrol	1M 05
Frame - rear side door	2G 17	Gasket set, decarbonising 2½ Petrol	1C 02
Front apron panel	2G 05	Gasket set, decarbonising 2.6 Petrol	1D 03
Front bumper	2G 02	Gasket set, decarbonising 2½ Diesel	1E 02
Front bumper 109 V8	2G 02	Gasket set, engine overhaul, 2½	
Front cover, 2½ Petrol	1C 07	Petrol	1C 02
Front cover, 2.6 Petrol	1D 09	Gasket set, engine overhaul 2.6	
Front cover, 2½ Diesel	1E 08	Petrol	1D 03
Front cover - engine 109 V8	1F 04	Gasket set, engine overhaul, 2½	
Front cover & oil pump, gearbox		Diesel	1E 02
109 V8	1I 03	Gauge panel - instruments	2F 08
Front doors	2G 13	Gauge unit, fuel tank, 88"	10 02
Front exhaust pipe, 4 cylinder	2C 03	Gauge unit, fuel tank, 109" 4 cyl	10 02-3
	2L 13	Gauge unit - fuel tank, 2.6	
Front exhaust pipe, 2.6 Petrol	2C 10	Petrol	10 04
Front floor, 2½ Petrol and Diesel	2G 10	Gauge unit, fuel tank - 109 V8	10 06
Front floor, 2.6 Petrol & 109 V8	2G 11	Gauge - water temperature	2F 08
Front hub, except 109 V8	1J 10	Gearbox assembly, except 109 V8	1H 02
Front hub, 109 V8	1J 11	Gearbox assembly 109 V8	1I 02
Front lifting rings, 109 V8	2G 12	Gearbox assembly less transfer box	1H 02
Front output shaft except 109 V8	1H 10	Gearbox 1st speed gear mainshaft	1H 04
Front output shaft - gearbox 109 V8	1I 10	Gearbox 2nd speed gear mainshaft	1H 04
Front road springs	1J 15-16	Gearbox 3rd speed gear mainshaft	1H 04
Front wings	2G 07	Gearbox casing 109 V8	1I 04
Front wing top and valance	2G 07	Gearbox drain plug	1H 03
Front wing panels 109 V8	2G 07	Gearbox draing plug 109 V8	1I 04
Fuel filler, 88 models	1N 14-17	Gearbox differential 109 V8	1I 10-11
	2L 14	Gearbox front cover	1H 03
Fuel filler, 109 4 cyl	1N 14-15	Gearbox filler plug 109 V8	1I 04
Fuel filler, anti-spill 109 and H.C.P.U.	1N 17	Gearbox gasket kit	1H 02
Fuel filler, anti-spill, Australia	2L 14-15	Gearbox gasket kit 109 V8	1I 04
Fuel filler, 109 2.6 Petrol	1N 16	Gearbox, gear lever, F.W.D.	1H 12
Fuel filler cowl, H.C.P.U.	2H 12	Gearbox, high gear wheel	1H 07
Fuel filter, 2.6 Petrol	1N 09	Gearbox, intermediate gear cluster	1H 07
Fuel filter, 2½ Diesel	1N 10	Gearbox, layshaft cluster	1H 05
Fuel gauge, instrument panel	2F 08	Gearbox, low gear wheel, except	
Fuel injection pipes, Diesel	1N 13	1 ton	1H 08
Fuel pipes, 2½ Petrol	1N 11	Gearbox, low gear wheel, 1 ton	1H 07
Fuel pipes, 2.6 Petrol	1N 12	Gearbox, main gear lever assembly	1H 11
Fuel pipes 109 V8	1N 12	Gearbox, mainshaft	1H 04
Fuel pump, 2½ Petrol	1N 06	Gearbox mainshaft gear	1H 04
Fuel pump, 2½ Diesel	1N 10	Gearbox mountings 109 V8	1I 05

Description	Page No	Description	Page No
'G' - continued		'H' - continued	
Gearbox oil filter 109 V8	1I 04	Heatshield, 2½ Petrol	2C 02-3
Gearbox, output shaft	1H 07	Heatshield, distributor, 2.6 Petrol	2E 04-5
Gearbox primary pinion & constant gear	1H 04	Heat transfer cover assembly 109 V8	1F 08
Gearbox, reverse idler gear	1H 05	Heater plugs, cylinder head 2½ Diesel	1E 11
Gearbox, selectors and levers	1H 11	Heater plug leads, 2½ Diesel	1E 11
Gearbox, selector rod, F.W.D.	1H 12	Hinges, Bonnet	2G 06
Gearbox, selector fork, F.W.D.	1H 12	Hinges, front door	2G 16
Gearbox, selector fork, transfer gear lever	1H 13	Hinges, rear door	2I 02
Gearbox selector shaft, F.W.D.	1H 12	Hinges, rear side door	2G 18
Gearbox, selector shaft, transfer gear lever	1H 13	Hinge, tailboard	2H 13
Gearbox transfer casing	1H 09	Hinge, windscreen	2G 10
Gearbox, transfer gear change lever	1H 13	Hinge for bonnet 109 V8	2G 06
Gear - high range - front output	1I 10	Hood, H.C.P.U.	2L 04
Gear - high range - intermediate	1I 09	Hoodsticks, H.C.P.U.	2L 04
Gear - input 109 V8	1I 09	Hook, towing - H.C.P.U.	2L 02
Gear - mainshaft transfer 109 V8	1I 06	Horn	2F 09
Gear - reverse idler 109 V8	1I 09	Horn 109 V8	2F 09
Gears, oil pump, 2.6 Petrol	1D 05	Hose, air pump, 2.6 Petrol	1D 14
Gears - 2nd & 3rd mainshaft 109 V8	1I 06	Hose - thermostat by-pass 109 V8	1F 07
Gears - intermediate 109 V8	1I 09	Hoses - air inlet non-detoxed, 109 V8	1N 04
Glass, rear door	2H 18	Housing assembly, rear mainshaft bearing 109 V8	1I 05
Glass - rear door 109 V8	2H 18	Housing, front output shaft	1H 10
Glass - rear window 109 V8	2H 16	Housing, mainshaft bearing	1H 09
Glass, roof, 88" Station Wagon	2H 17	Housing, speedometer pinion	1H 09
Glass, roof, 109" Station Wagon	2H 17	Housing, swivel pin	1J 06
Glass, side windows, rear, Station Wagon	2H 16	Housing, swivel pin bearing	1J 05
Glass, windscreen	2G 10	Housing, steering relay	1K 05
Glass - windscreen 109 V8	2G 10	H.T. lead set - detoxed 109 V8	2E 06
Grab rail, centre front seat 109"	2K 04	H.T. lead set - non-detoxed 109 V8	2E 06
Grab rail, centre seat 109" S.W.	2K 03	Hub - viscous drive 109 V8	1F 12
Grille mesh	2G 05	Hylomar sealing compound	2L 07
Grille panel	2G 05	'I'	
Grommets and plugs	2L 09	Idler shaft - reverse 109 V8	1I 09
Gudgeon pin, 2½ Petrol	1C 03	Ignition coil	2F 09
Gudgeon pin, 2.6 Petrol	1D 04	Ignition leads set, 2½ Petrol	2E 02-3
Gudgeon pin, 2½ diesel	1E 03	Ignition leads set, 2.6 Petrol	2E 04-5
		Ignition warning light	2F 07
'H'		Injector nozzle, 2½ Diesel	1N 10
Halfshaft complete, front axle	1J 05	Inlet manifold, 2½ Petrol	1C 13
Half shaft - front 109 V8	1J 05	Inlet manifold, 2½ Diesel	1E 13
Half shafts, rear 88"	1J 12	Inlet manifold 109 V8	1F 06-7
Half shafts, rear axle, 109"	1J 13	Inlet valve, 2½ Petrol	1C 06
Handbrake lever assembly	1L 14	Inlet valve, 2.6 Petrol	1D 07
Handbrake cross shafts, LH Stg	1L 15	Inlet valve, 2½ Diesel	1E 06
Handbrake relay lever	1L 15	Inlet valve, 109 V8	1F 09
Hand throttle control, 2½ Diesel	1D 14	Inner tubes	1J 18
Harness and leads, 2½ Petrol	2F 10	Instrument cowl	2F 07
Harness and leads, 2.6 Petrol	2F 10	Instrument panel	2F 07
Harness and leads, 2½ Diesel	2F 11	Instrument panel, auxiliary	2F 13
Headlamps	2F 02	Interior mirror	2I 03
Headlamps 109 V8	2F 02	Intermediate exhaust pipe, 88"	2C 03
Headlamp retaining panel	2G 07	Intermediate exhaust pipes, 109"	
Heat shield - starter solenoid 109 V8	1F 09	4 cylinder	2C 04
		Intermediate exhaust pipe, 2.6 Petrol	2C 10

Description	Page No	Description	Page No
'J'		'N' - continued	
Joint washer, exhaust manifold 2½ Petrol	1C 13	Number plate panel, H.C.P.U.	2H 13
Joint washer, exhaust manifold 2.6 Petrol	1D 13	'O'	
Joint washer, exhaust manifold 2½ Diesel	1E 13	Oil filler cap - engine 109 V8	1F 10
Joint washer, inlet manifold 2½ Petrol	1C 13	Oil filter assembly, 2½ Petrol	1C 12
Joint washer, inlet manifold 2.6 Petrol	1M 05	Oil filter assembly, 2.6 Petrol	1D 13
Joint washer, inlet manifold 2½ Diesel	1E 13	Oil filter assembly, 2½ Diesel	1E 12
Journal, front propellor shaft	1J 02-3	Oil filter - engine 109 V8	1F 05
Journal, rear propellor shaft	1J 14	Oil level rod, 2½ Petrol	1C 07
'K'		Oil level rod, 2.6 Petrol	1D 08
Key, ignition	2F 09	Oil level rod, 2½ Diesel	1E 07
Knob, wiper/washer switch	2F 09	Oil level rod 109 V8	1F 02
'L'		Oil pressure switch, 2½ Petrol	1C 12
Ladder rack, H.C.P.U.	2H 14	Oil pressure switch, 2.6 Petrol	1D 11
Layshaft cluster 109 V8	1I 09	Oil pressure switch, 2½ Diesel	1E 12
Leads - battery	2F 12	Oil pressure switch 109 V8	1F 05
Lens, brake warning	2F 13	Oil pressure transmitter 109 V8	1F 05
Lifting brackets engine, 2½ Petrol	1C 11	Oil pump, 2½ Petrol	1C 04
Lifting brackets, engine, 2.6 Petrol	1D 12	Oil pump, 2.6 Petrol	1D 05
Lifting brackets, engine, 2½ Diesel	1E 11	Oil pump, 2½ Diesel	1E 04
Locker lid for seat base	2G 12	Oil pump, 109 V8	1F 05
Locks, front door	2G 15	Oil relief valve 109 V8	1F 05
Locks, rear door, S.W.	2H 18	Oil seal-primary 109 V8	1I 06
Locks, rear side doors	2G 18	Oil screen - sump 109 V8	1F 03
Loctite	2L 07	Oil temperature transmitter 109 V8	1F 05
Lower crash padding	2J 03	Outlet pipe 109 V8	1F 07
'M'		Output shaft - rear- gearbox 109 V8	1I 11
Main gear lever 109 V8	1I 13	Overflow bottle	2D 04
Mainshaft and synchro outer member 109 V8	1I 06	Overhaul kit, fuel pump 2½ Petrol	1N 06
Master cylinder, brake	1L 07	Overhaul kit, fuel pump, 2½ Diesel	1N 10
Master cylinder brake overhaul kit	1L 08	'P'	
Master cylinder, clutch	1G 04	Paint	2L 10
Master cylinder, clutch, overhaul kit	1G 04	Panel, number plate - H.C.P.U.	2H 13
Mechanism assembly, ventilator dash	2G 09	Parcel tray	2J 03
Mounting plate, rear lamps - H.C.P.U.	2H 11	Petrol catch tank	2L 14-15
Mountings, side panel, S.W.	2H 15	Pinion retaining kit, starter motor	2E 07-8
Motif - front grille 109 V8	2G 05	Pinion - speedo drive - gearbox 109 V8	1I 11
Mudflaps, H.C.P.U.	2H 14	Pipes, clutch master cylinder	1G 04
'N'		Pistons, 2½ Petrol	1C 03
Number plate lamp	2F 04	Pistons, 2.6 Petrol	1D 04
		Pistons, 2½ Diesel	1E 03
		Pistons, 109 V8	1F 04
		Piston rings, 2½ Petrol	1C 03
		Piston rings, 2.6 Petrol	1D 04
		Piston rings, 2½ Diesel	1E 03
		Piston rings, 109 V8	1F 04
		Plastigauge strip	2L 07
		Pressure differential warning actuator	1L 11-13
		Primary, pinion - gearbox 109 V8	1I 06
		Prop rod - bonnet 109 V8	2G 06
		Propellor shaft, front except 1 ton	1J 02
		Propellor shaft, front 109 1 ton	1J 03
		Propellor shaft, front 109 V8	1J 04
		Propellor shaft, rear	1J 14
		Protection pad, bumper	2G 02

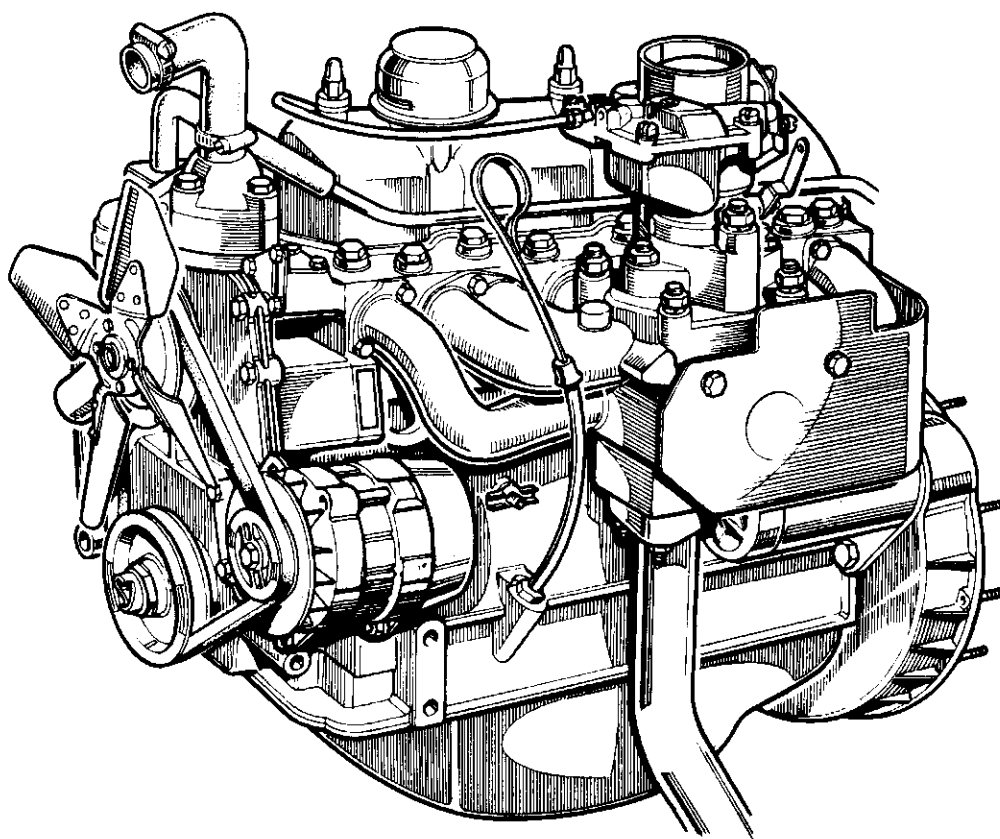
Description	Page No	Description	Page No
'P' - continued		'R' - continued	
Pulley for air pump, 2.6 Petrol	1D 14	Retainers, glass, rear door	2H 18
Pulley - alternator 18 ACR 109 V8	2E 16	Retainers, roof, 88" Station Wagon	2H 17
Pulley - crankshaft 109 V8	1F 03	Retainers, roof, 109" Station Wagon	2H 17
Push rod, tappet, 2½ Petrol	1C 06	Retainers, side windows, rear, Station Wagon	2H 16
Push rod, tappet, 2.6 Petrol	1D 07	Retainers, windscreen	2G 10
Push rod, tappet, 2½ Diesel	1E 06	Retaining strap, seat cushion	2J 09
Push rod - valve gear 109 V8	1F 05	Retaining straps, seat squab	2J 09
'R'		Reverse gear modification kit	1H 06
Radiator block	2D 02	Reverse lamp	2F 05
Radiator block 109 V8	2D 03	Road wheel	1J 18
Radiator cap	2D 02	Road wheel nuts	1J 18
Radiator cowl	2D 02	Rocker cover, 2½ Petrol	1C 11-12
Radiator grille	2G 05	Rocker cover, 2.6 Petrol	1D 12
Radiator grille panel	2G 05	Rocker cover, 2½ Diesel	1E 12
Radiator hoses	2D 02-04	Rocker cover 109 V8	1F 10
Radiator shroud	2D 02	Rockers, valve gear, 2½ Petrol	1C 06
Rear body, 88"	2H 02	Rockers, valve gear, 2½ Diesel	1E 06
Rear body, 109" except Station Wagon	2H 04	Rocker, exhaust valve, 2.6 Petrol	1D 08
Rear body, 109" Station Wagon	2H 07	Rocker, inlet valve, 2.6 Petrol	1D 07
Rear body, H.C.P.U.	2H 09	Rocker shaft - engine 109 V8	1F 05
Rear bumper stops, H.C.P.U.	2H 10	Roof, 88" Station Wagon	2H 17
Rear door, Station Wagon	2H 18	Roof lamp	2F 06
Rear foglamp	2F 05	Roof assembly 109 V8	2H 17
Rear hub, 88"	1J 10	Roof trim, 88" Station Wagon	2J 06
Rear hub, 109"	1J 13	Roof trim, 109" Station Wagon	2J 07
Rear lamp mounting plate, H.C.P.U.	2H 11	Rotor arm distributor, 2½ Petrol	2E 02-3
Rear name plate, 88"	2H 03	Rotor arm distributor, 2.6 Petrol	2E 04-5
Rear name plate, 109" except Station Wagon	2H 06	Rotor arm - distributor - detoxed 109 V8	2E 06
Rear panel, rear body, 88"	2H 02	Rotor arm - distributor non-detoxed 109 V8	2E 06
Rear panel, rear body, 109" except Station Wagon	2H 04	Rubber mat, 88" Station Wagon	2J 08
Rear panel, rear body, 109" Station Wagon	2H 07	'S'	
Rear road spring	1J 17-18	Screen for distributor, 2.6 Petrol	2E 04-5
Rear seats, 88" Station Wagon	2K 06	Seal kit - starter motor 109 V8	2E 09
Rear seats, 109" Station Wagon	2K 07	Seals - gearbox 109 V8	2G 11
Rear seats, 109" 12 seater	2K 08	Sealed beam unit	2F 02
Rearside door	2G 17	Sealing ring kit, starter motor, 2½ Diesel	2E 09
Rear step, Station Wagon	2I 02	Sealing rubbers, front doors	2G 13
Rear wheelguards, H.C.P.U.	2H 14	Sealing rubbers, rear door	2H 18
Rectifier, alternator, 2½ Petrol	2E 10	Sealing rubbers, rear side door	2G 17
Rectifier, alternator, 2.6 Petrol	2E 12	Sealing rubbers, roof, 88" Station Wagon	2H 17
Rectifier, alternator, 2½ Diesel	2E 14	Sealing rubbers, roof, 109" Station Wagon	2H 17
Rectifier, alternator 18 ACR 109 V8	2E 16	Sealing rubbers, side windows rear, Station Wagon	2H 16
Reflectors	2F 05	Sealing rubber, tailboard	2H 13
Regulator - alternator 18 ACR 109 V8	2E 16	Sealing rubber, windscreen	2G 10
Relay, auxiliary driving lamps	2F 02	Seat base	2G 12
Relay, brake warning	2F 13	Seat base 109 V8	2G 12
Release valve, oil pump 2.6 Petrol	1D 05	Seat belts	2J 15-16
Repair kit for adjuster unit, transmission brake	1L 05	Seat cushion adjustable 109" front	2J 10
Repair kit for expander unit, transmission brake	1L 05	Seat cushion, centre seat, 109" Station Wagon	2K 03
Repair kit, fuel pump, 2½ Petrol	1N 06		
Repair kit, fuel pump, 2½ Diesel	1N 10		

Description	Page No	Description	Page No
'S' - continued		'S' - continued	
Seat cushion, non-adjustable, front	2J 09	Speedometer cable	2F 08
Seat frame, adjustable, front, 109"	2J 10	Speedometer drive	1H 08
Seats, front - "County"	2J 14	Speedo drive housing assembly 109 V8	1I 05
Seat slides, front	2J 09	Speedo worm drive - gearbox 109 V8	1I 11
Seat slides, adjustable, front 109"	2J 10	Springs auto advance, 2½ Petrol	2E 02
Seat squabs, front	2J 09	Spring bottom plate, front	1J 15-16
Seat squab, centre seat, 109"		Spring bottom plate, rear	1J 17-18
Station Wagon	2K 02	Spring set, starter motor, 2½ Diesel	2E 09
Selector shafts and levers - main - gearbox 109 V8	1I 12	Spring valve 109 V8	1F 05
Selector shafts and levers - transfer gearbox 109 V8	1I 12	Starter motor, 2½ Petrol	2E 07
Servo unit - brake	1L 07-8	Starter motor, 2.6 Petrol	2E 08
	2L 13	Starter motor, 2½ Diesel	2E 09
Shock absorber, front	1J 16	Starter motor, 109 V8	2E 09
Shock absorber, rear	1J 16	Starter solenoid 109 V8	2E 09
Shroud for steering column	10 14	Starter solenoid, Petrol models	2F 12
Shuttle valve	2L 12	Starter solenoid, 2½ Diesel	2E 09
Side cover oil filler pipe, 2½ Petrol	1C 08	Starting dog, 2½ Petrol	1C 03
Side cover and oil filler pipe 2.6 Petrol	1D 08	Starting dog, 2.6 Petrol	1D 04
Side cover oil filler pipe, 2½ Diesel	1E 09	Starting dog, 2½ Diesel	1E 03
Side lamps	2F 03	Steering column, inner	1K 02
Side light - roof 109 V8	2H 17	Steering column, outer	1K 02
Side panel assembly, Station Wagon	2H 15	Steering column mountings	1K 04
Side panel, rear body, 88"	2H 02	Steering column support bracket	1K 03
Side panel, rear body, 109" except Station Wagon	2H 04	Steering damper, 109 1 ton	1K 07
Side panel, rear body, 109" Station Wagon	2H 07	Steering damper, 109 V8	1K 08
Side screens, front doors 109 V8	2G 14	Steering drag link	1K 06
Side screens, rear side doors	2G 17	Steering drag link, 109 V8	1K 08
Side windows, rear, Station Wagon	2H 16	Steering longitudinal tube	1K 06-7
Silencer and tailpipe 88"	2C 06	Steering relay	1K 05
Silencer and tailpipe 109 V8	2C 11	Steering track rod	1K 06
Silencer and tailpipe, 109" 4 cyl	2C 07-8	Steering unit	1K 02
Silencer and tailpipe, 2.6 Petrol	2C 10	Steering wheel	1K 02
Silencer intermediate 109 V8	2C 11	Stop/tail lamps	2F 03
Sliding window - front door 109 V8	2G 14	Striker, door locks	2G 15
Sliding window - rear side door 109 V8	2G 17	Striker, lock, reardoor, Station Wagon	2H 18
Sill panels	2G 13	Stub shaft, front axle	1J 05
Solenoid carburetter, 2½ Petrol	1M 02	Stud kit for cylinder block, 2½ Petrol	1C 02
Solenoid, carburetter, 2.6 Petrol	1M 07	Stud kit for cylinder block, 2½ Diesel	1E 02
Spare wheel carrier, rear door	2I 02	Stud and dowel kit for cylinder block, 2.6 Petrol	1D 03
Spare wheel clamp, rear body, 88"	2H 02	Sundry parts kit, alternator, 2½ Petrol	2E 10
Spare wheel mountings, 109" except Station Wagon	2H 05	Sundry parts kit, alternator, 2½ Diesel	2E 14
Spare wheel mounting, H.C.P.U.	2H 12	Sundry parts kit, alternator, 2.6 Diesel	2E 12
Sparking plug, detoxed 109 V8	2E 06	Sundry parts kit, distributor 2½ Petrol	2E 02
Sparking plug, non-detoxed 109 V8	2E 06	Sundry parts kit, distributor, 2.6 Petrol	2E 04
Sparking plug, 2½ Petrol	2E 02-3	Sundry parts kit, starter motor, 2½ Petrol	2E 07
Sparking plug, 2.6 Petrol	2E 04-5	Sundry parts kit, starter motor, 2.6 Petrol	2E 08
Speedometer	2F 08	Sundry parts kit, starter motor, 2½ Diesel	
Speedometer cable 109 V8	2F 08		

Description	Page No	Description	Page No
'S' - continued		'T' - continued	
Sundry parts kit - starter motor 109 V8	2E 09	Trimming raw materials	2L 07
Sun visor, interior, Station Wagon	2J 05	Tropical roof, 88" Station Wagon	2H 17
Support bracket, air pump, 2.6 Petrol	1D 14	Tropical roof, 109" Station Wagon	2H 17
Support plate, solenoid, 2.6 Petrol	1M 07	Tunnel - gearbox 109 V8	2G 11
Suppressor - alternator 18 ACR 109 V8	2E 16	Tyres	1J 18
Switch, choke warning, 2½ Petrol	1C 11	'U'	
Switch, fog and spot lamp	2F 09	U bolt, front road spring	1J 15-16
Switch, headlamp, indicator, dip and horn	2F 09	U bolt, rear road spring	1J 17-18
Switch, ignition, petrol models	2F 09	Upper dash crash padding	2J 02
Switch, lamps, heater, panel and interior	2F 09	'V'	
Switch, pedal travel	2F 13	Vacuum actuator - gearbox 109 V8	1I 13
Switch, starter, Diesel models	2F 09	Vacuum actuator - housing 109 V8	1I 05
Switch, stop lamps	1L 06	Vacuum control - detoxed 109 V8	2E 06
Switch, vacuum loss	2F 13	Vacuum control - non detoxed 109 V8	2E 06
Switch, wiper/washer	2F 09	Vacuum control valve - gearbox 109 V8	1I 13
Swivel pin and steering lever	1J 06	Vacuum loss switch	2F 13
Swivel pin and steering lever 109 V8	1J 06	Vacuum unit, distributor, 2½ Petrol	2E 02-3
		Vacuum unit, distributor, 2.6 Petrol	2E 04-5
'T'		Valve - air control 109 V8	1N 06
Tailboard assembly	2H 13	Valve guides, 2½ Petrol	1C 11
Tailboard fixings, 88"	2H 03	Valve guides, 2.6 Petrol	1D 11
Tailboard fixings, 109"	2H 06	Valve guides, 2½ Diesel	1E 11
Tapes, bodyside - "County"	2K 09	Valve pressure differential warning actuator	1L 11-13
Tappet, 2½ Petrol	1C 06	Valve rocker bracket, 2½ Petrol	1C 06
Tappet, 2½ Diesel	1E 06	Valve rocker bracket, 2½ Diesel	1E 06
Tappet, 109 V8	1F 05	Valve rocker shaft, 2½ Petrol	1C 06
Tensioner, camshaft chain, 2½ Petrol	1C 05	Valve rocker shaft, 2.6 Petrol	1D 08
Tensioner, camshaft chain, 2.6 Petrol	1D 06	Valve rocker shaft, 2½ Diesel	1E 06
Tensioner, camshaft chain, 2½ Diesel	1E 05	Valve rocker 109 V8	1F 05
Terminals, auxiliary	2F 09	Valve seats 109 V8	1F 09
Thermostat, 2½ Petrol	1C 10	Valve springs, 2½ Petrol	1C 06
Thermostat, 2.6 Petrol	1D 11	Valve springs, 2.6 Petrol	1D 07
Thermostat, 2½ Diesel	1E 10	Valve springs, 2½ Diesel	1E 06
Thermostat, 109 V8	1F 07	Valve springs 109 V8	1F 05
Thermostat housing, 2½ Petrol	1C 10	Valves, engine 109 V8	1F 09
Thermostat housing, 2.6 Petrol	1D 11	Ventilator, dash	2G 09
Thermostat housing, 2½ Diesel	1E 10	Ventilator, roof, 88" Station Wagon	2H 17
Throttle valve, carburetter, 2.6 Petrol	1M 07	Ventilator, roof, 109" Station Wagon	2H 17
Toe panel and gusset bracket, 109" S.W.	2H 08	Vibration damper - crankshaft 109 V8	1F 03
Tools	2L 11	Viscous coupling, 2.6 Petrol	1D 10
Tools 109 V8	2L 11	Viscous drive unit 109 V8	1F 12
Tool locker, H.C.P.U.	2L 05	Voltage regulator, instruments	2F 08
Top cover - gearbox 109 V8	1I 04	'W'	
Towing extension bracket, H.C.P.U.	2L 03	Warning lights, instruments	2F 08
Towing hook, H.C.P.U.	2L 02	Water pump, 2½ Petrol	1C 10
Towing jaw and pintle, H.C.P.U.	2L 03	Water pump, 2.6 Petrol	1D 09-10
Towing rings, front 109 V8	2G 12	Water pump, 2½ Diesel	1E 09-10
Transfer Gear Lever 109 V	1I 12	Water pump, (viscous type drive) 109 V8	1F 11
Transmission brake	1L 05	Water pump, (non-viscous type) 109 V8	1F 10
		Water pump overhaul kit, 2½ Petrol	1C 10
		Water pump overhaul kit, 2.6 Petrol	1D 09
		Water pump overhaul kit, 2½ Diesel	1E 09
		Water temperature gauge	2F 08

Description	Page No	Description	Page No
'W' - continued			
Water temperature transmitter, 2½ Petrol	1C 11		
Water temperature transmitter, 2.6 Petrol	1D 11		
Water temperature transmitter, 2½ Diesel	1E 11		
Wheelbox, wiper motor	2F 06		
Wheel cylinder, front	1L 02-3		
Wheel cylinder, rear	1L 02-4		
Wheel cylinder overhaul kit, front	1L 02-3		
Wheel cylinder overhaul kit, rear	1L 02-4		
Wheelguards, rear - H.C.P.U.	2H 14		
Window catches rear side doors	2G 18		
Window catch, side windows, rear Station Wagon	2H 16		
Windows, fixed and sliding front door	2G 14		
Windscreen	2G 10		
Windscreen 109 V8	2G 10		
Wing mirror	2G 07		
Wiper arm	2F 06		
Wiper blade	2F 06		

GROUP B
ENGINE ASSEMBLIES 2½ Litre Petrol

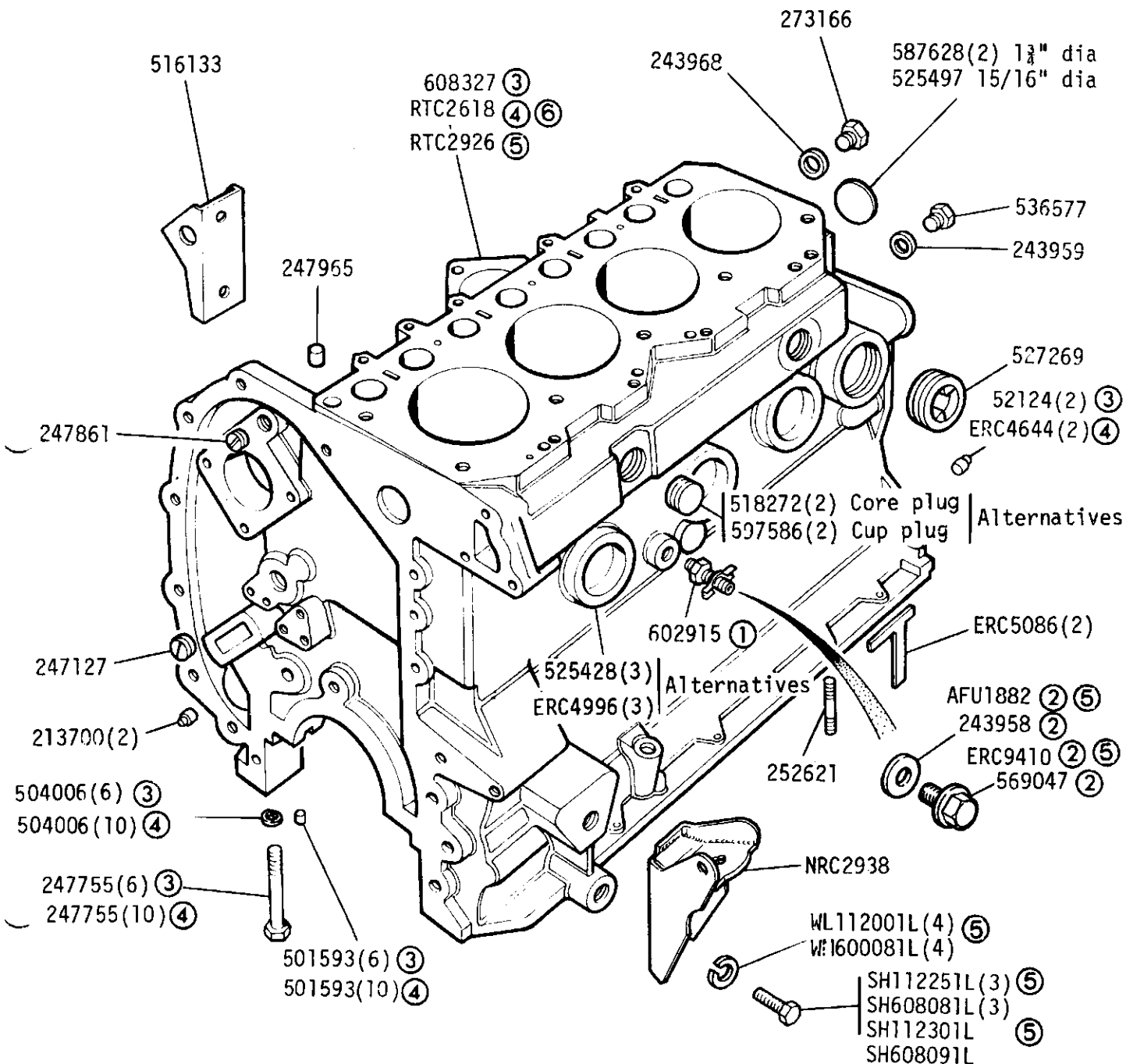


Complete Engine Assembly with Flywheel and Clutch RTC 2672N①⑥ ERC 6673N①⑤
 Stripped Engine Assembly - New RTC 3780N⑥ RTC 3779N⑤ RTC2352N②
 Stripped Engine Assembly - Rebuilt RTC 2379R②⑥ RTC 2352R②⑤ RTC 2673R①⑥
 RTC 2620R①⑤ RTC 2981R④⑥ RTC 3010R③⑤
 RTC 3779R⑤⑦ RTC 3780R⑥⑧
 Short Engine RTC 2917④⑥ RTC 2978③⑤ RTC2663②

① 5 Bearing Crankshaft	② 3 Bearing Crankshaft
③ Engine prefix 361 suffix B	④ Engine prefix 364 suffix B
⑤ 8:1 Compression Ratio	⑥ 7:1 Compression Ratio
⑦ Engine prefix 361 suffix C	⑧ Engine prefix 364 suffix C

To fit a new metric stripped engine in place of an imperial stripped engine
 also use conversion kit RTC 3014

GROUP B
ENGINE - Cylinder Block 2½ Litre Petrol



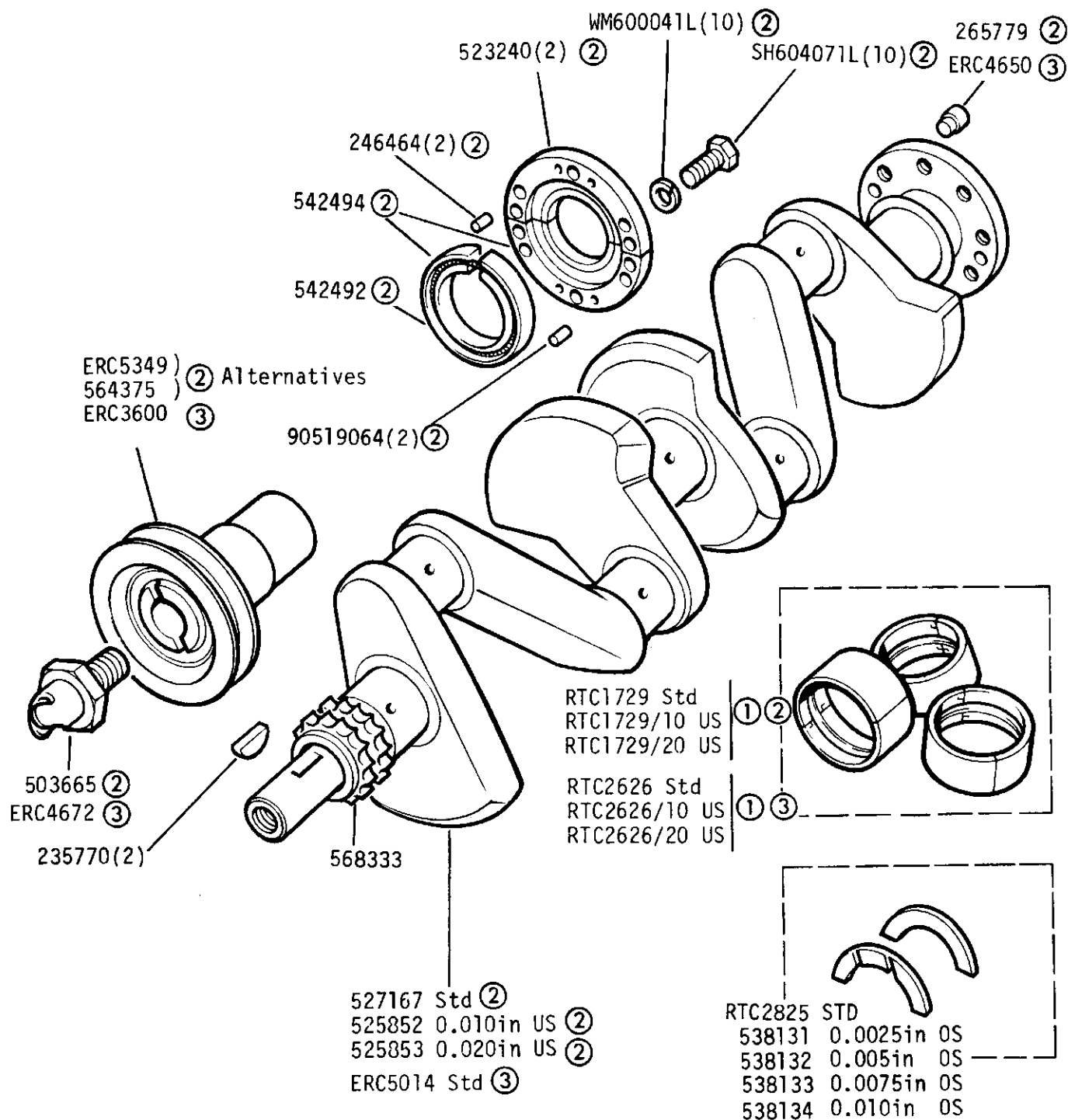
Stud Kit for Cylinder Block 600245
Cylinder Liner ERC9188(4)
Decarbonizing gasket set RTC 3335
Engine overhaul gasket set 608124
Use in conjunction with decarbonising gasket set

- ① Drain Tap) Alternative Fixings
- ② Drain Plug) Check before ordering
- ③ 3 bearing crankshaft
- ④ 5 bearing crankshaft

- ⑤ Engine numbers 36123672B → 36407286B
- ⑥ NLS - For Replacement use Block RTC2926 and Conversion Kit RTC3014

GROUP B

ENGINE - Crankshaft 2½ Litre Petrol



Oil Seal assy 542494 also includes 1oz tube silicone grease 270656 ②

① Engine Set

② 3 Bearing Crankshaft

③ 5 Bearing Crankshaft

Oil seal, rear main bearing ETC5369 ③

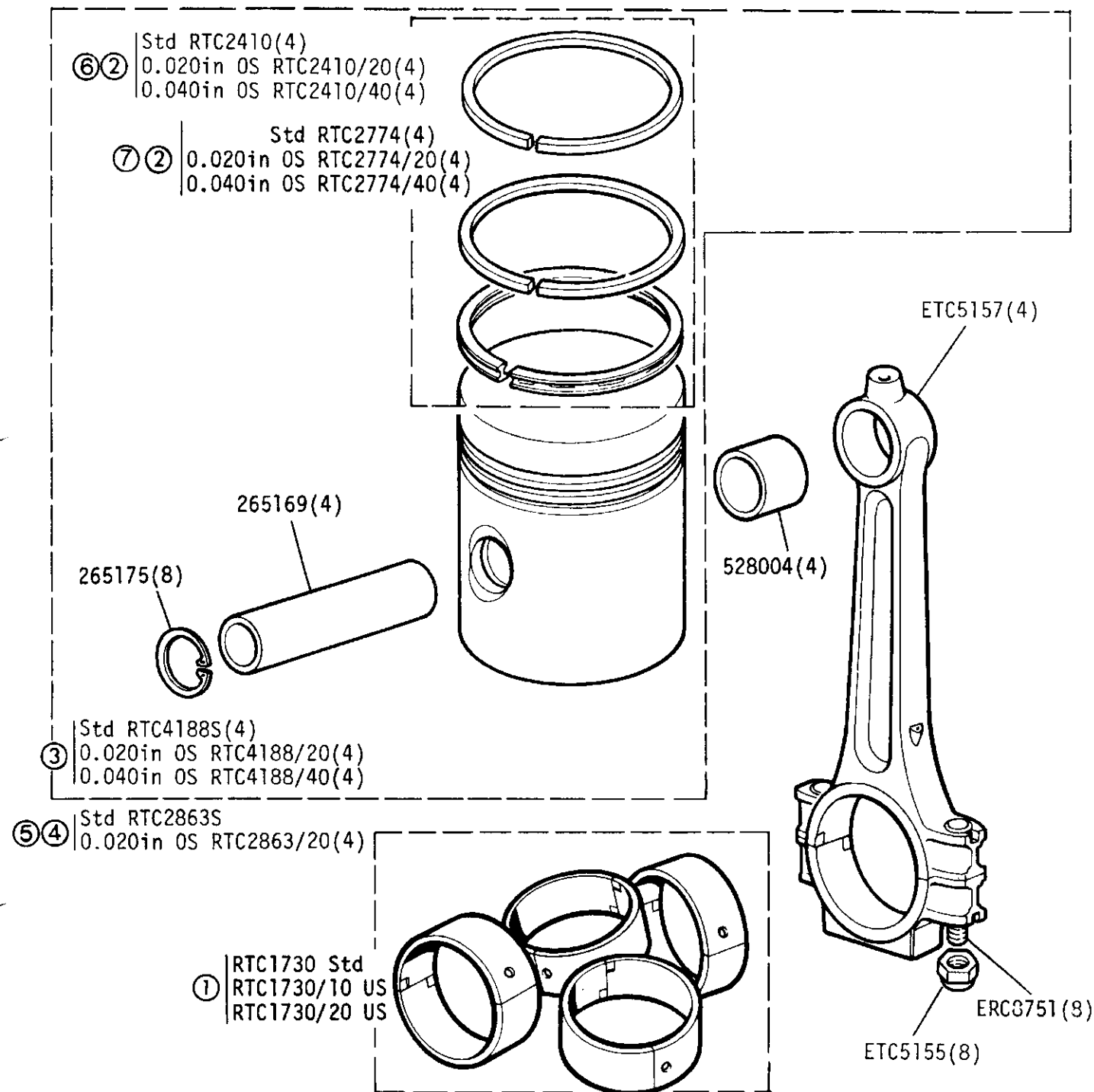


LAND ROVER

1C 03

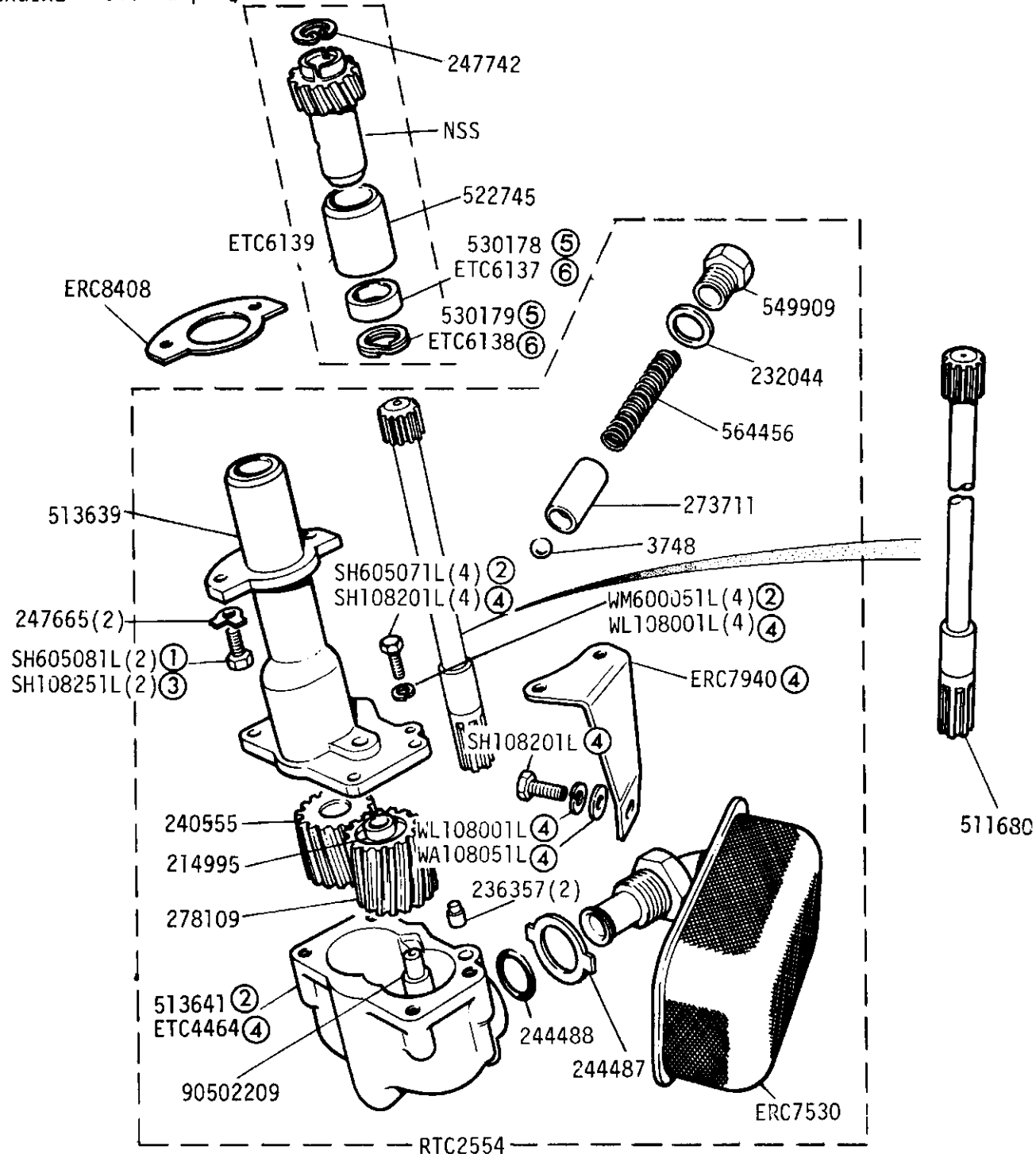
IRE 103

GROUP B
ENGINE - Connecting Rod and Piston 2½ Litre Petrol



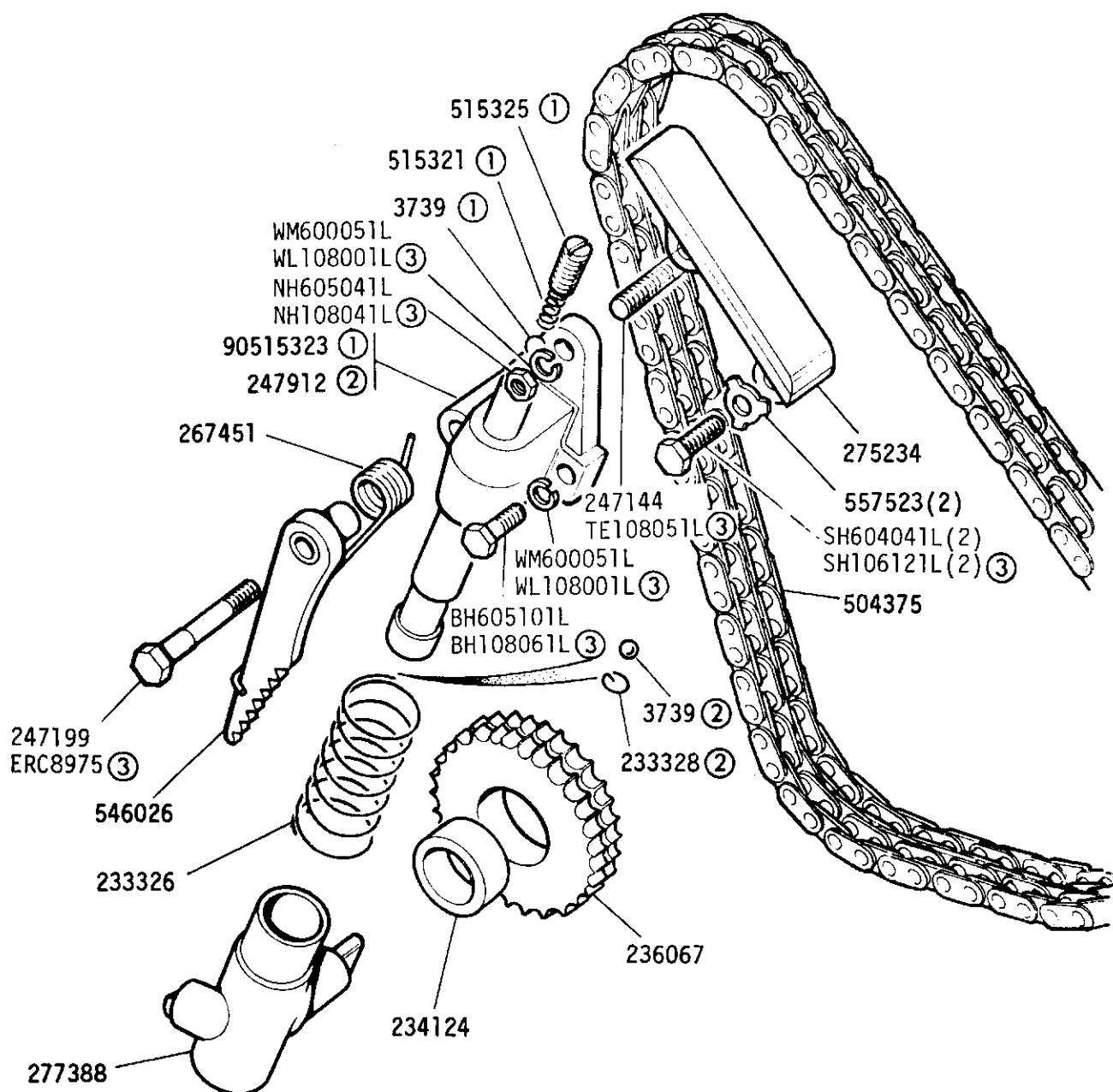
- ① Engine Set ② Piston Ring Set
- ③ All 3 bearing engines (Prefix 901 and 904) and suffix A 5 bearing engines (Prefix 361) and 8:1 CR 5 bearing engines from suffix B onwards
- ④ 7:1 CR 5 bearing engines (prefix 364) - suffix B onwards
- ⑤ To obtain 0.040in oversized pistons for 7:1 CR engines, use standard sized piston RTC2863S and piston liner ERC9188
- ⑥ 3 bearing engines only ⑦ 5 bearing engines only

GROUP B
ENGINE - Oil Pump 2½ Litre Petrol



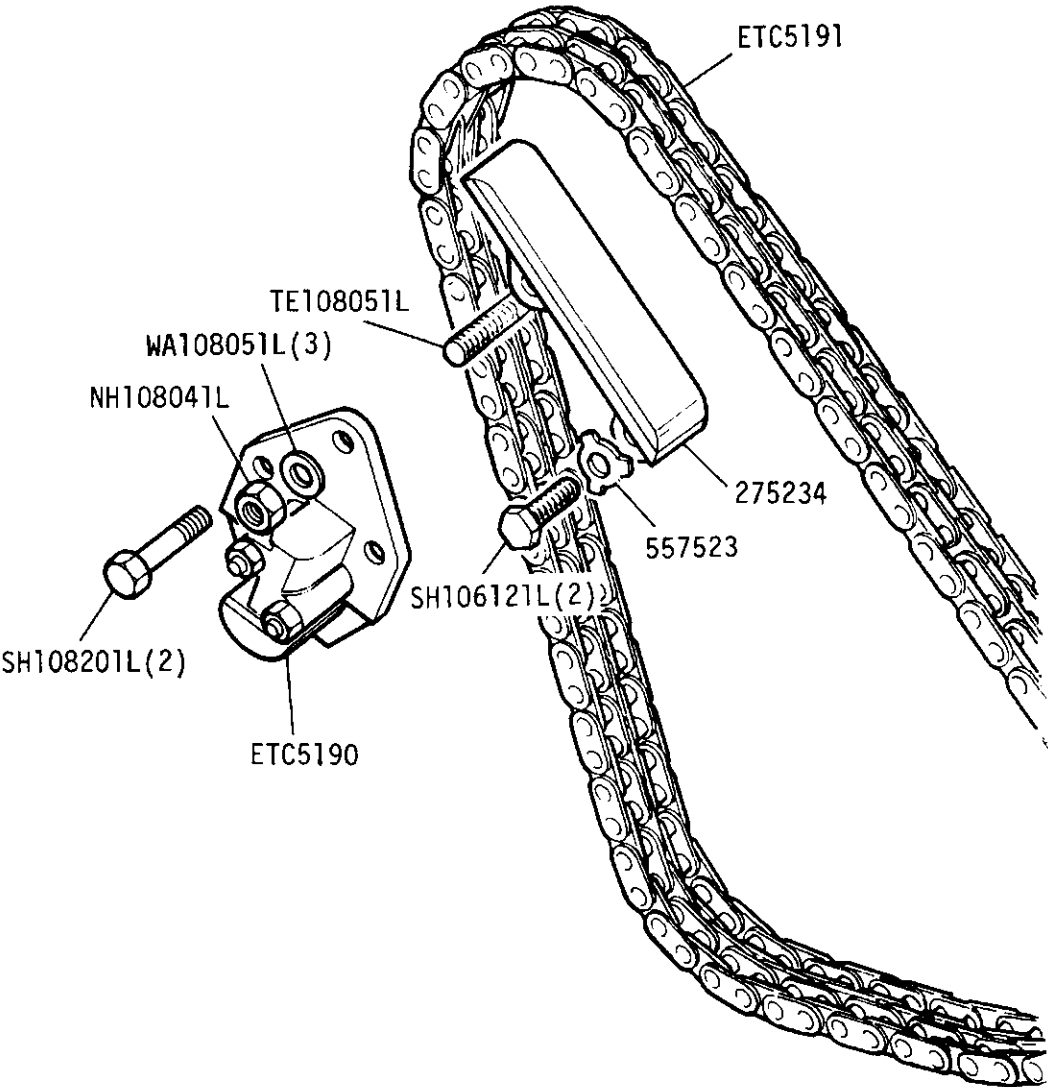
- ① Engines prefix 901 and 904 and engines prefix 361 and 364 suffix A only
- ② Engines prefix 901 and 904 and engines prefix 361 and 364 suffix A and B only
- ③ Engines prefix 361 and 364 suffix B and C
- ④ Engines prefix 361 and 364 suffix C
- ⑤ Use with Retaining Ring
- ⑥ Use with Locknut

GROUP B
ENGINE - Timing Chain and Tensioner 2½ Litre Petrol



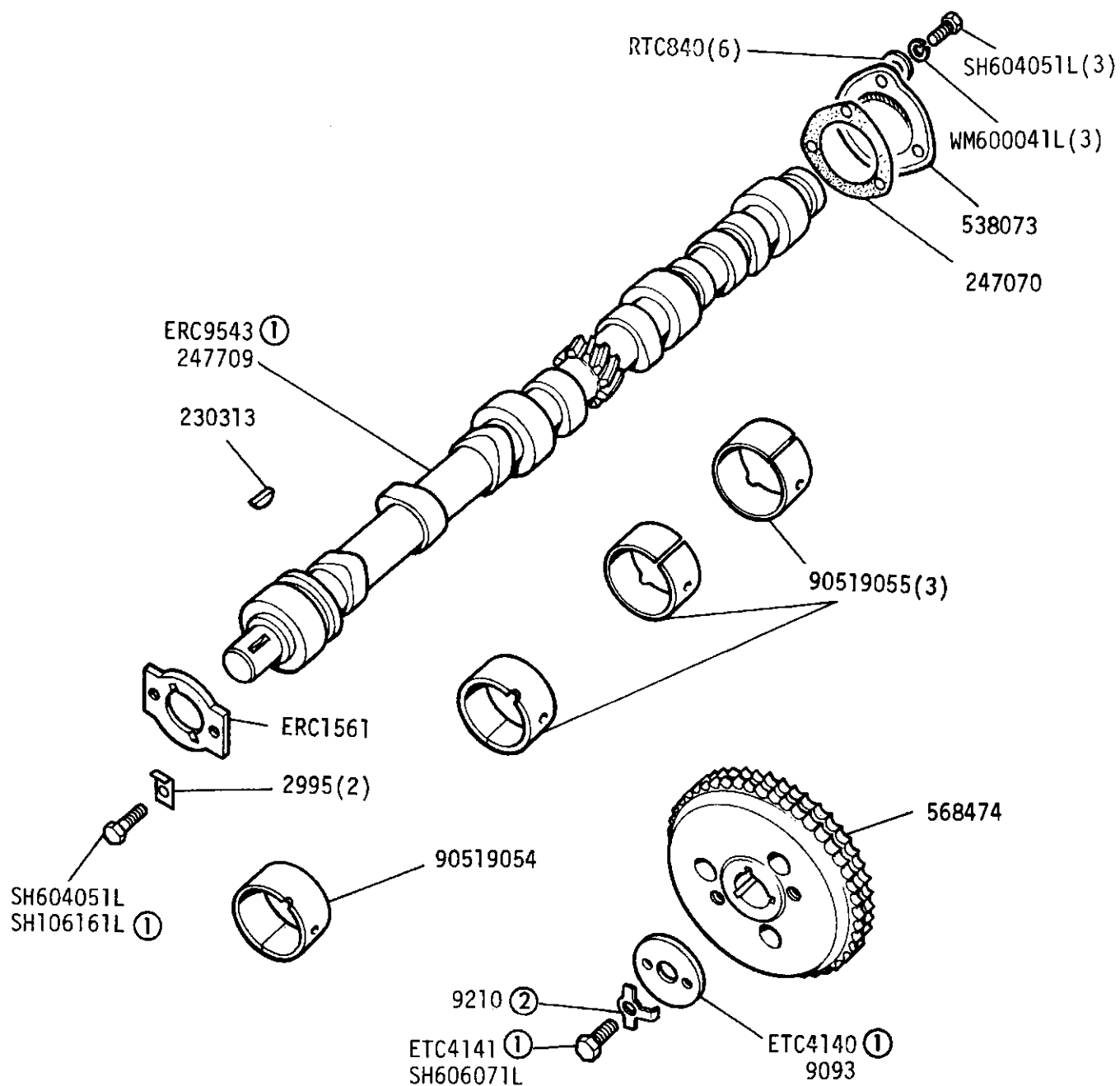
- ① Up to engine numbers 90290283E, 9045259E
- ② From engine numbers 90290284E, 90452530E
- ③ From engine numbers 36123672B, 36407286B

GROUP B
ENGINE - Timing Chain Tensioner - 2½ Litre Petrol



GROUP B

ENGINE - Camshaft 2½ Litre Petrol



① From engine numbers 36123672B, 36407286B

Kit for fitting metric camshaft in imperial cylinder block RTC2957

② Not required from ①

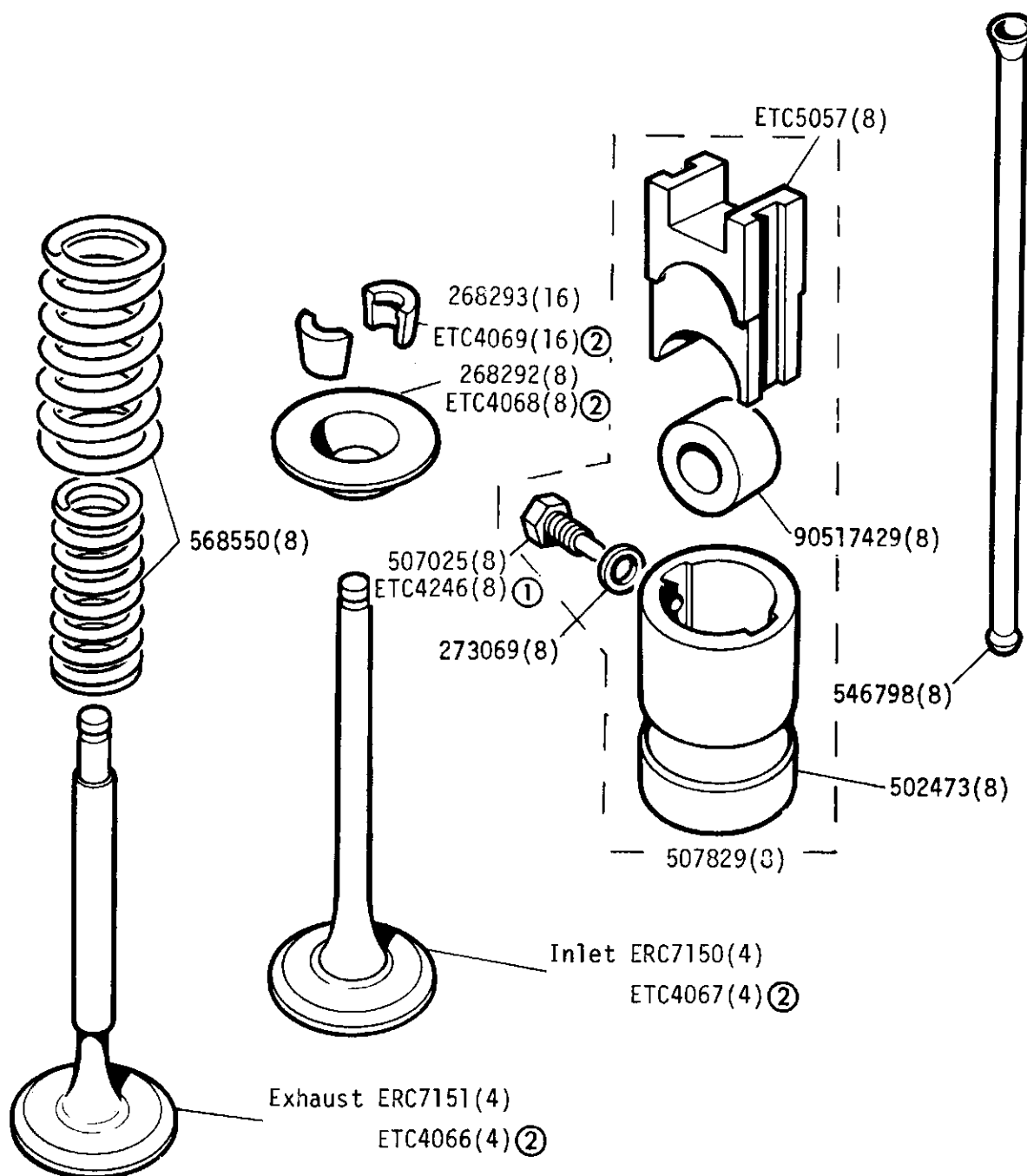


LAND ROVER

1C 05

1RE 126

GROUP B
ENGINE - Valve and Tappets 2½ Litre Petrol



① From engine numbers 36123672B, 36407286B

② From engine number 36139552C, 36408864C.

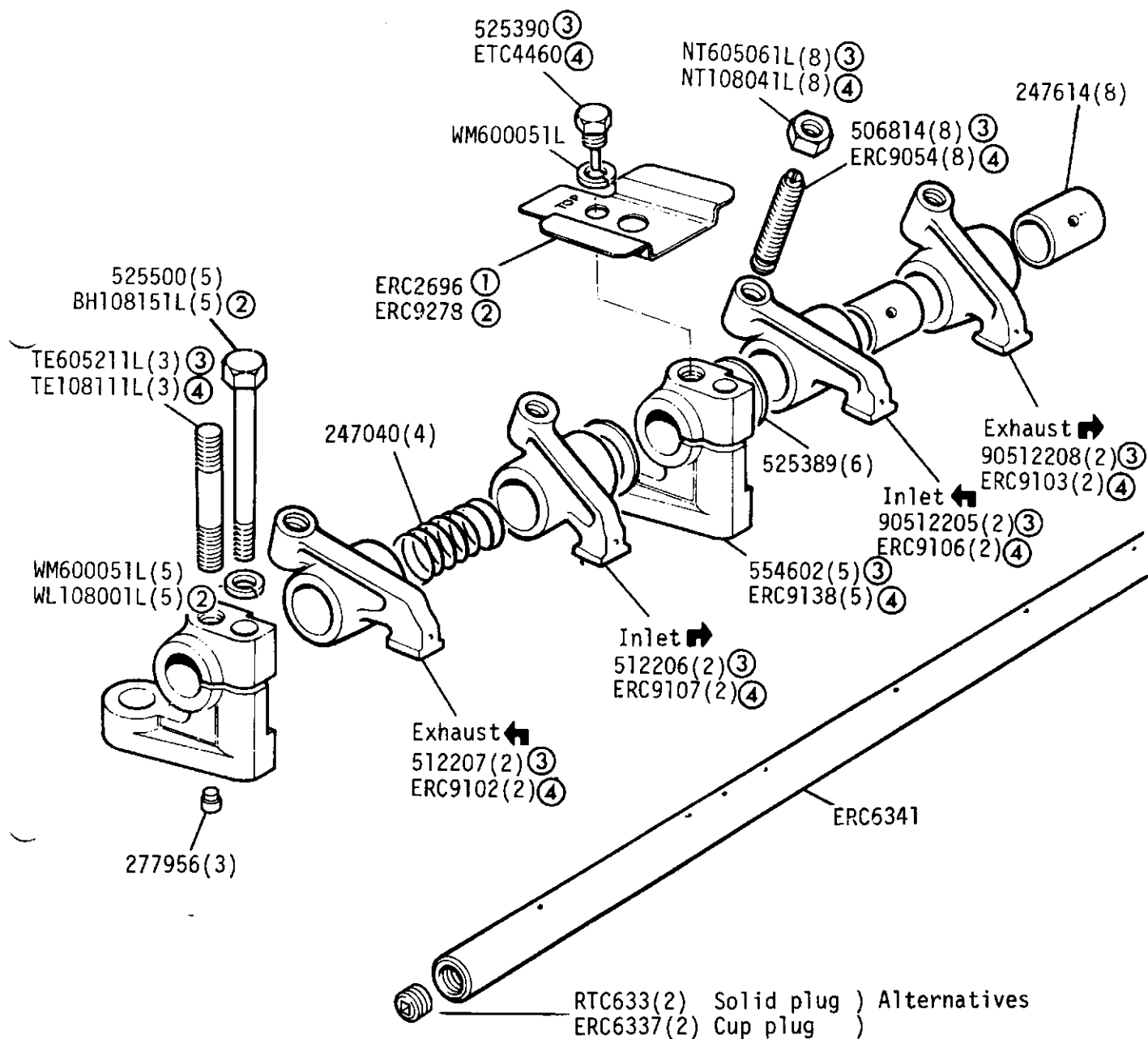


LAND ROVER

1C 06

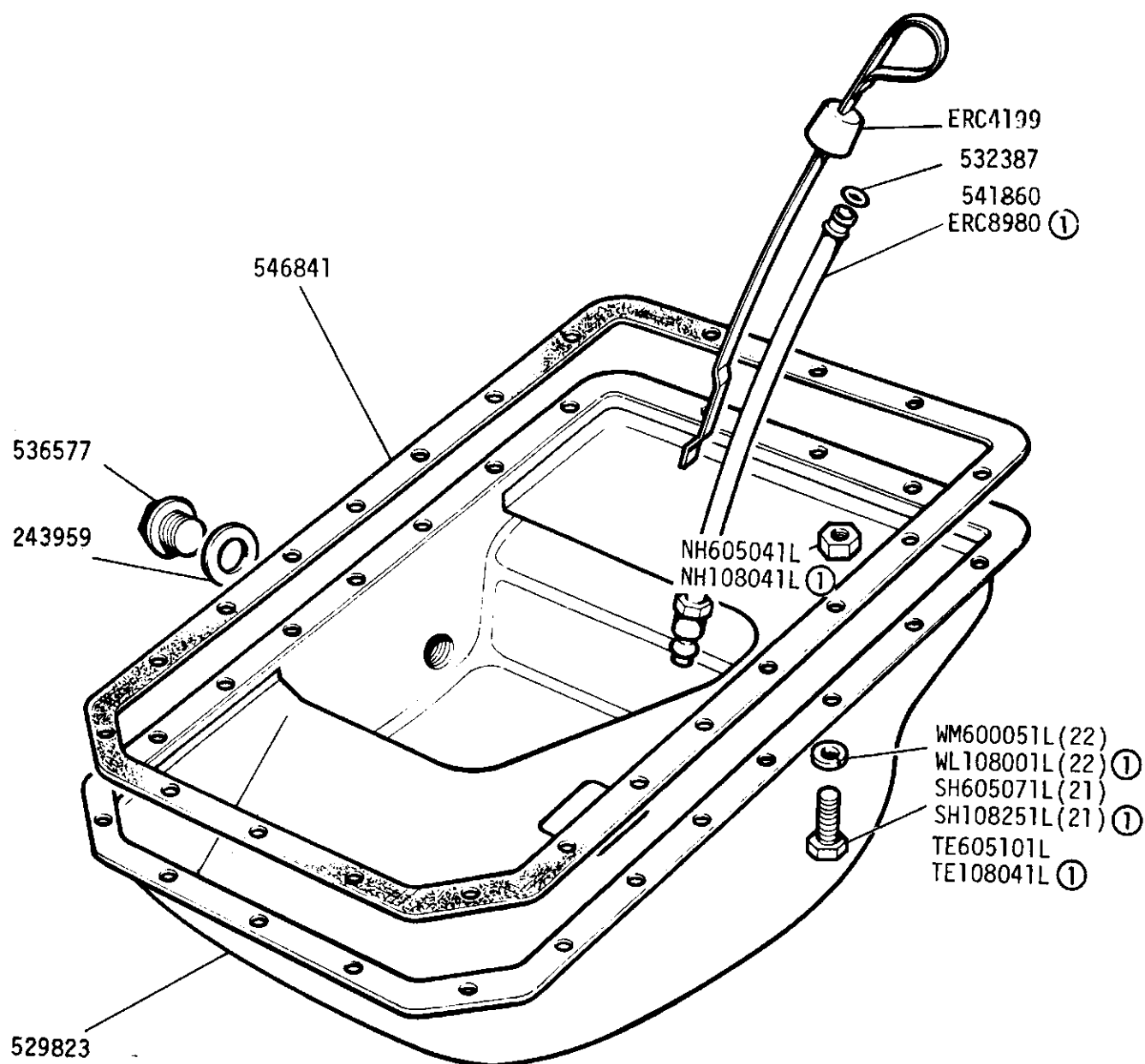
1RE 10

GROUP B
ENGINE - Valve Gear and Rocker Shaft 2½ Litre Petrol



- ① From engine prefix 901 and 904 suffix 'E' onwards
- ② From engine numbers 36123672B and 36407286B
- ③ Engines prefixed 901 and 904, and engines prefixed 361 and 364 suffix A and B only
- ④ From engines prefixed 361 and 364 suffix 'C'

GROUP B
ENGINE - Crankcase Sump 2½ Litre Petrol



① From engine numbers 36123672B, 36407286B



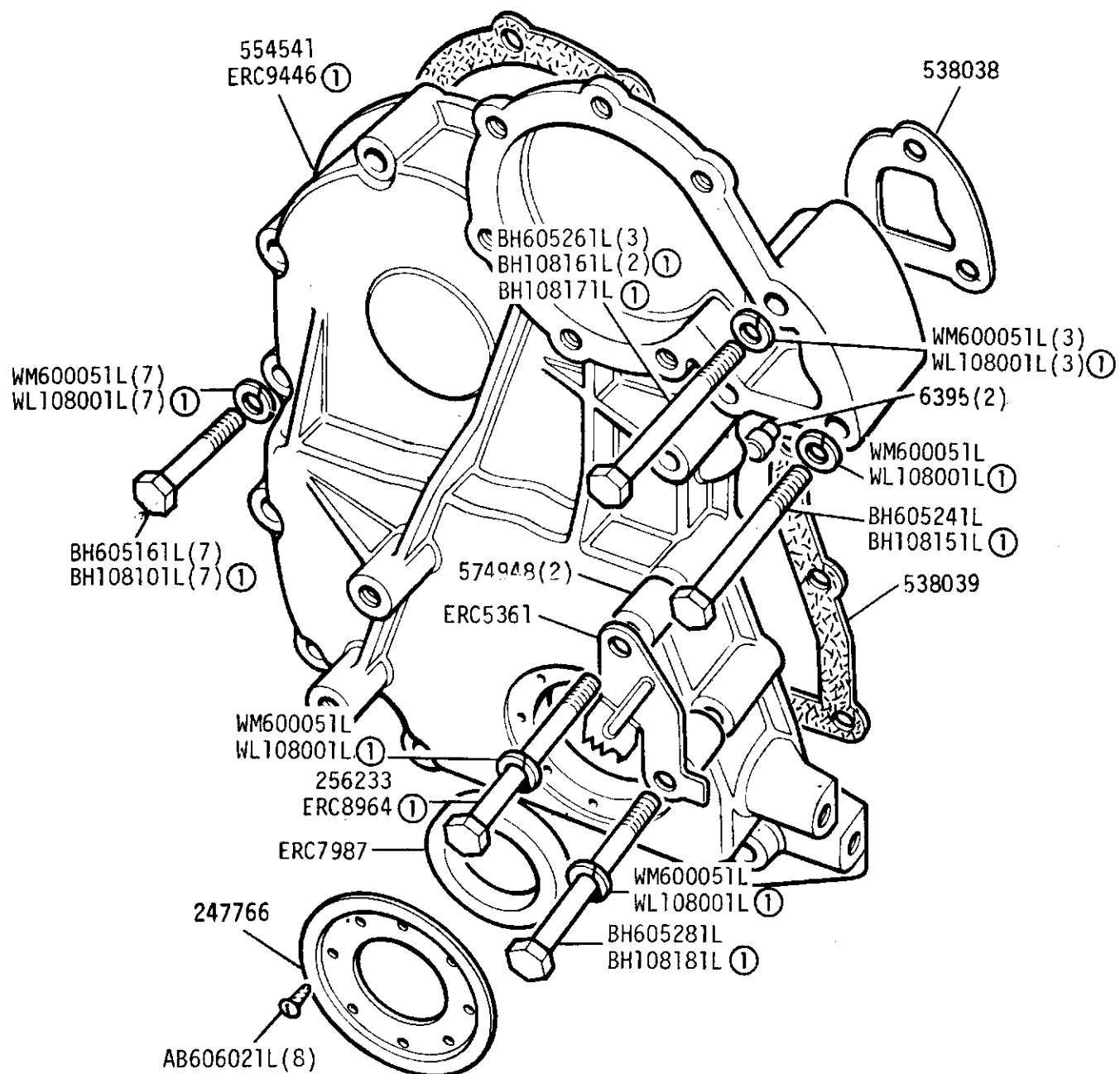
LAND ROVER

1C 07

1RE 13

GROUP B

ENGINE - Front Cover 2½ Litre Petrol



① From engine numbers 36123672B, 36407286B

② Use with washer 4866

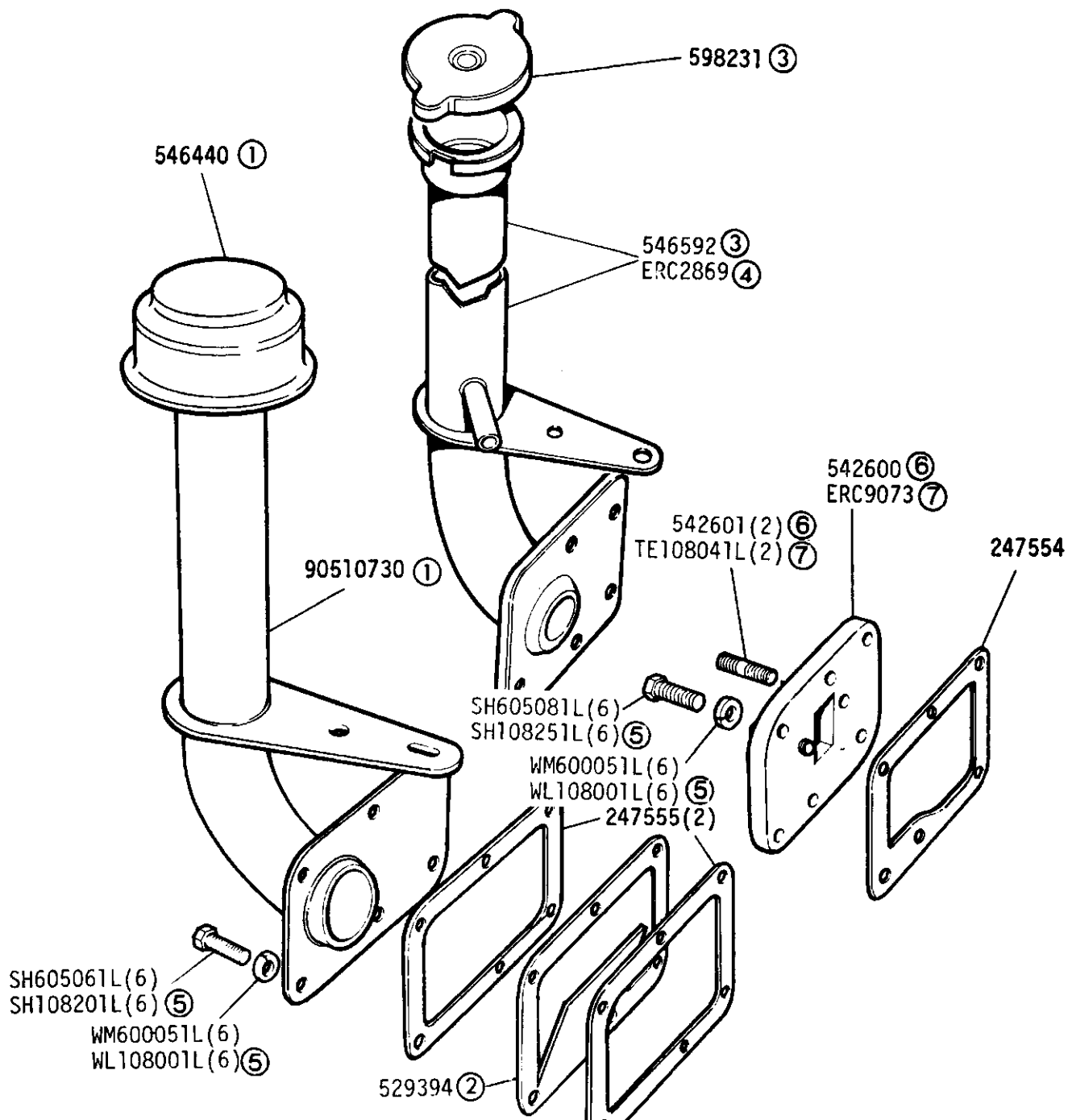


LAND ROVER

1C 07

1RE 129

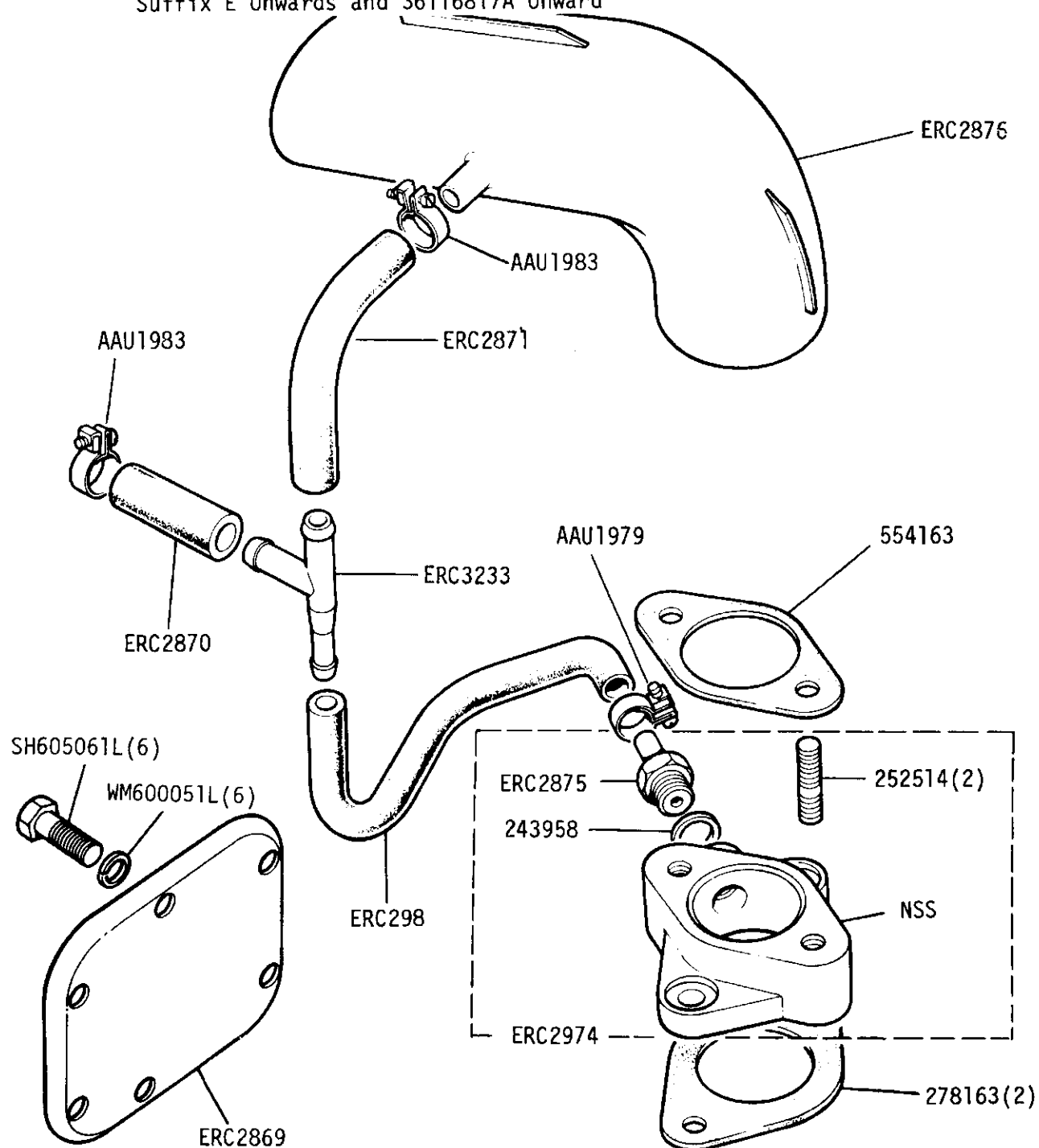
ENGINE - Side Cover and Oil Filler 2 1/2 Litre Petrol



- ① Up to engine prefix 901 and 904, suffix B inclusive
- ② Up to engine prefix 901 and 904, suffix D inclusive
- ③ From engine prefix 901 and 904, suffix C to D inclusive
- ④ Blanking plate - from engine prefix 901 and 904 suffix E and all engine prefix 361 and 364, the oil filler is in the Rocker cover
- ⑤ From engine numbers 36123672B and 36407286B
- ⑥ All engine prefix 901 and 904 and engines prefix 361 and 364 suffix A and B only
- ⑦ Engine prefix 361 and 364 suffix C onwards

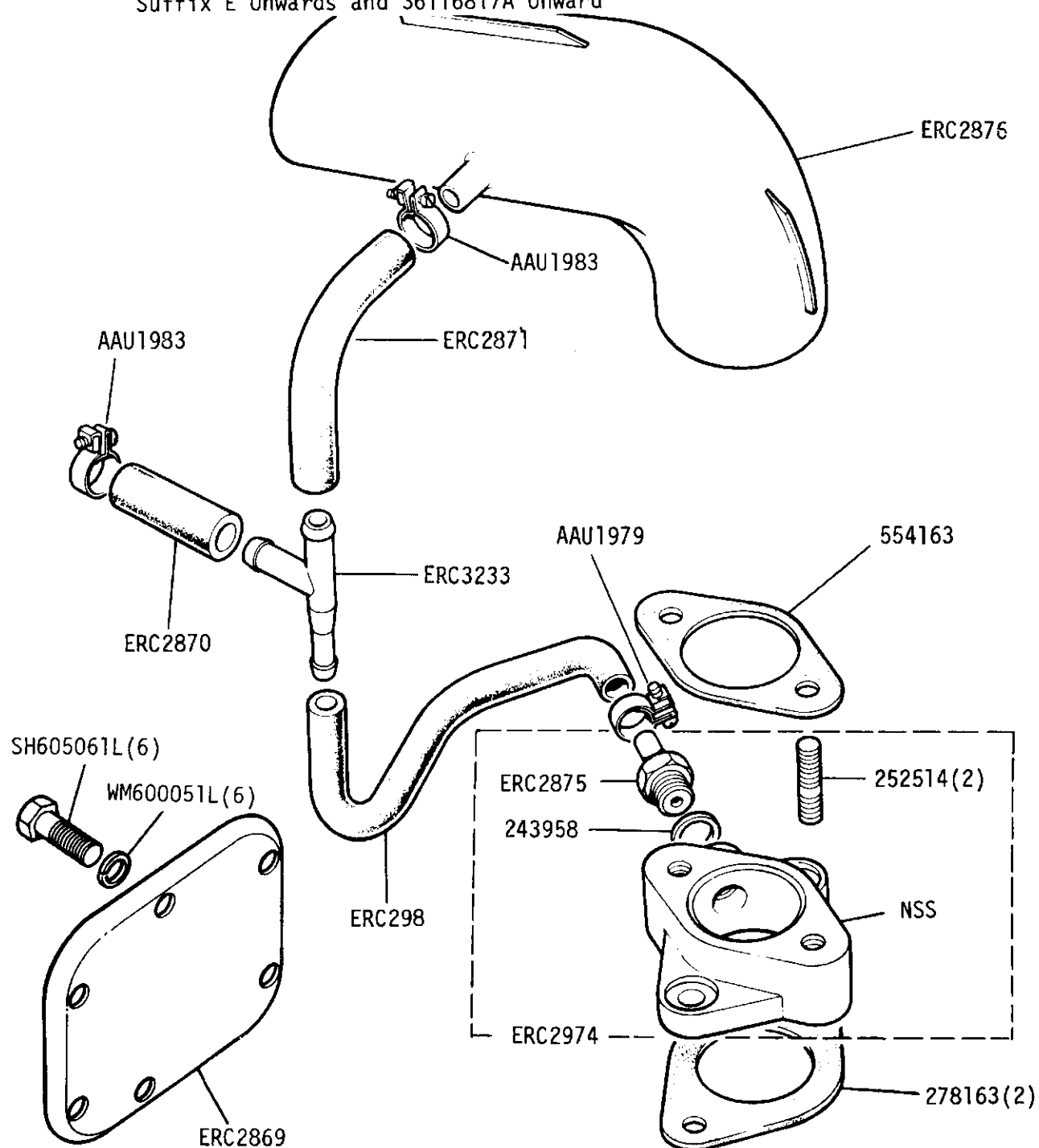
GROUP B

ENGINE - Crankcase Emission Control - 2½ Litre Petrol Engines Prefixed 901 to 904
Suffix E Onwards and 36116817A Onward



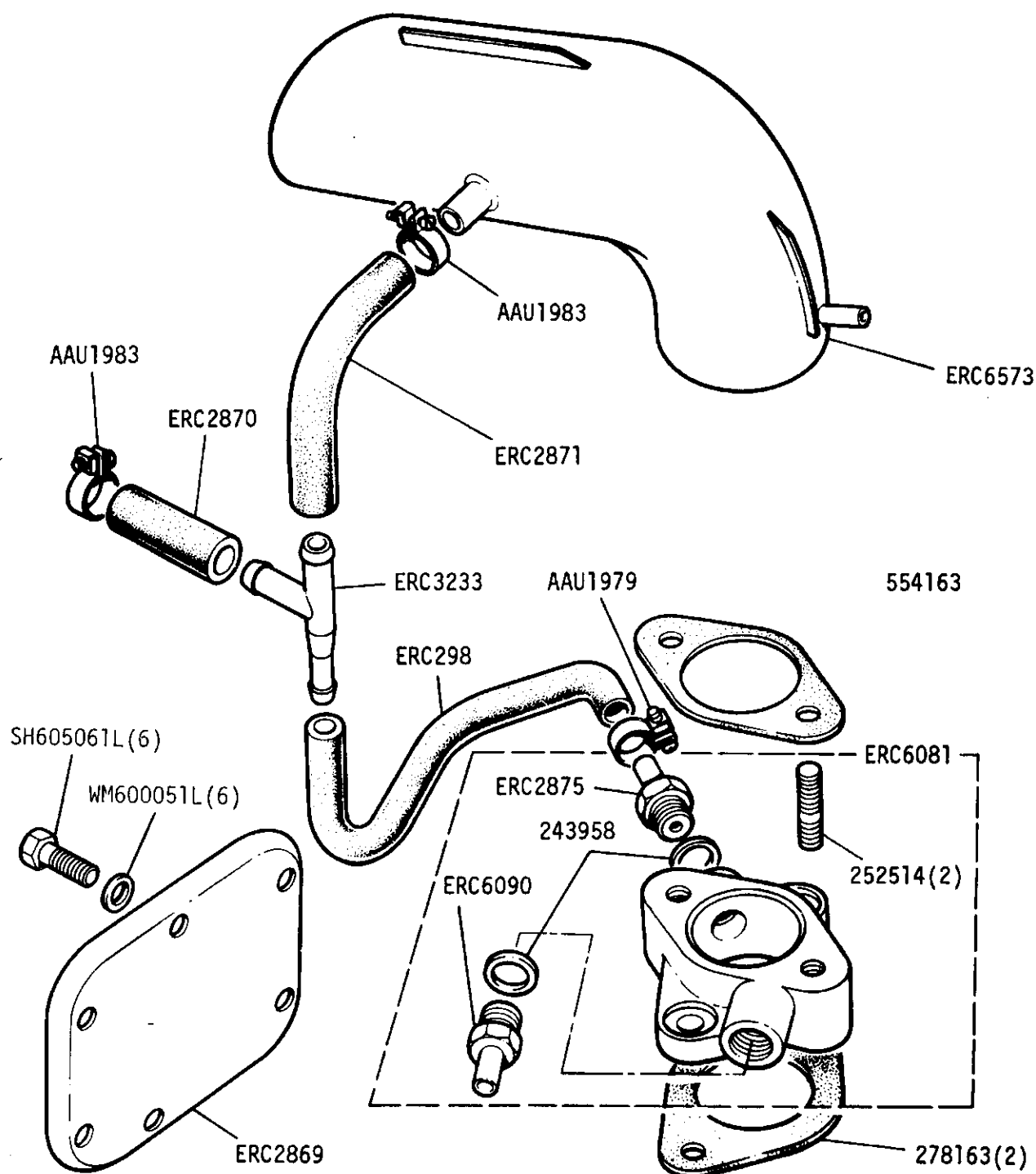
GROUP B

ENGINE - Crankcase Emission Control - 2½ Litre Petrol Engines Prefixed 901 to 904
Suffix E Onwards and 36116817A Onward



GROUP B

ENGINE - Crankcase emission control 2½ litre petrol - European detoxed

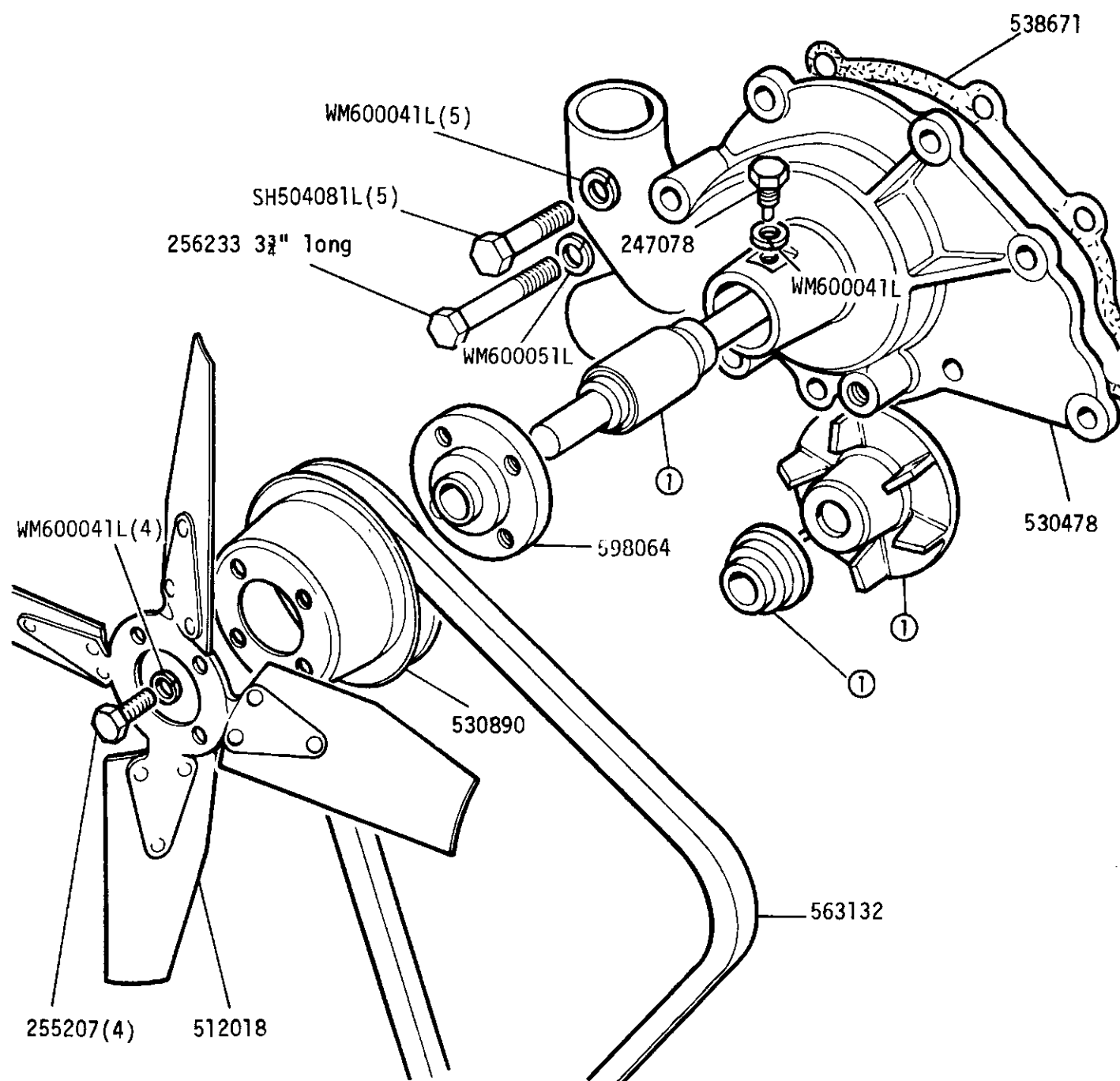


For vehicles built to ECE 15.03 (European detoxed) from July 1980

After vehicle Number 36116817A

Reverts to condition shown on previous page

GROUP B
ENGINE - Water Pump and Fan 2½ Litre Petrol



Water pump assembly ERC9178

① Water pump overhaul kit RTC3072



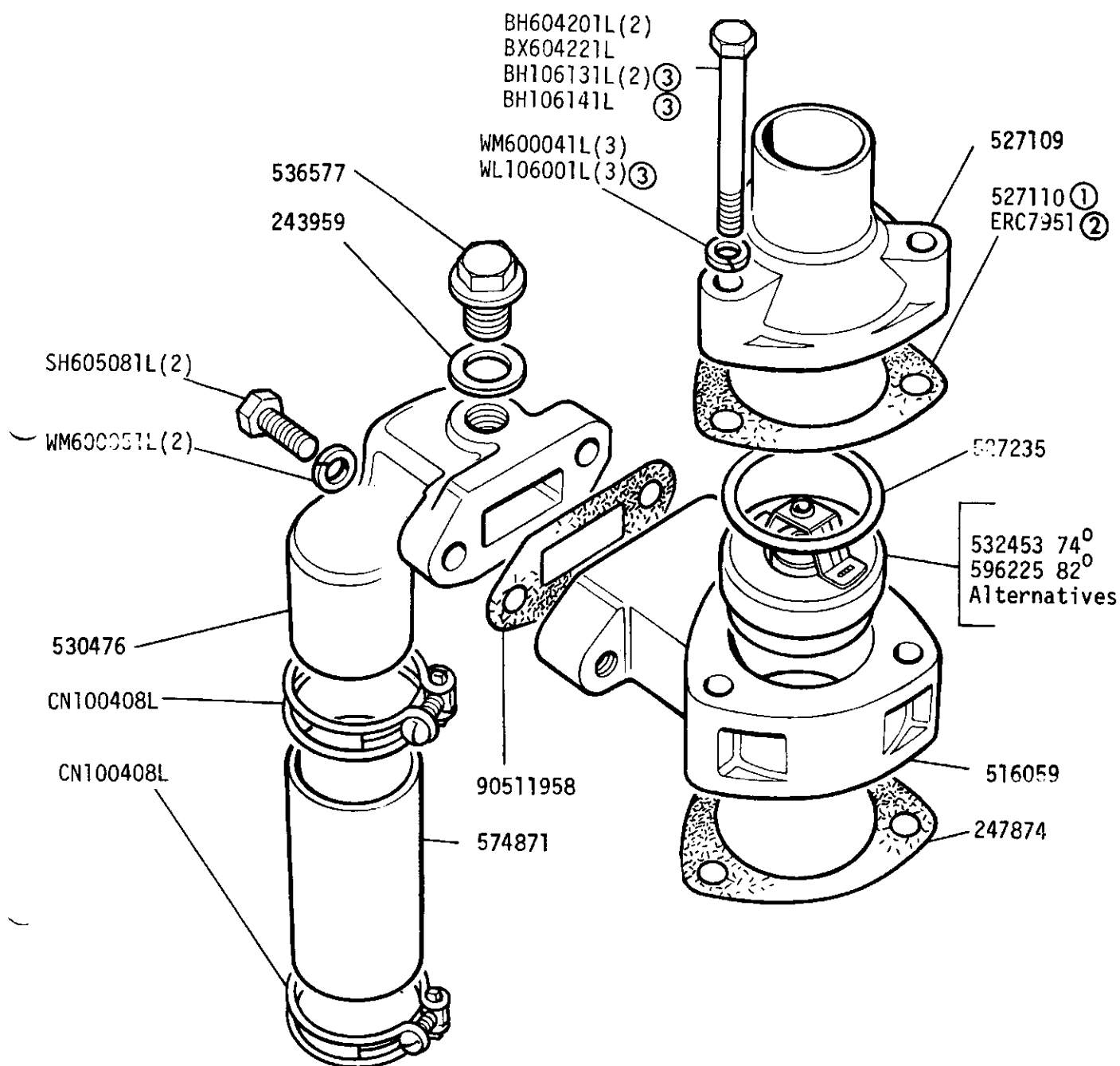
LAND ROVER

1C 10

1RE 100

GROUP B

ENGINE - Thermostat and Housing 2½ Litre Petrol



- ① 3 bearing crankshaft
- ② 5 bearing crankshaft
- ③ From engine numbers 36123672B, 36407286B

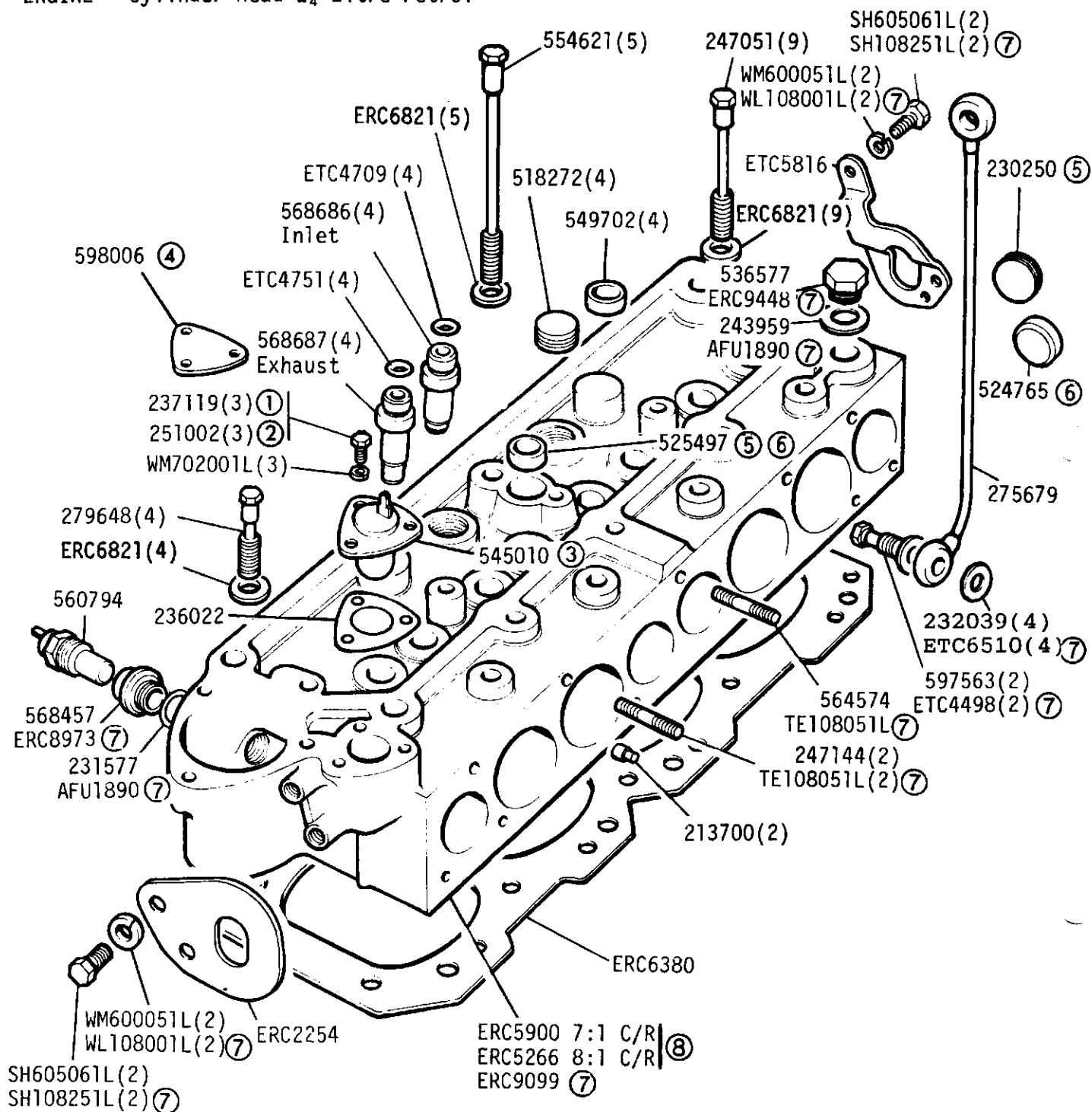


LAND ROVER

1C 10

1RE 104

GROUP B
ENGINE - Cylinder Head 2½ Litre Petrol



- ① With choke thermostat switch
- ② With blanking plate
- ③ Engines with choke thermostat switch
- ④ Engines without choke thermostat switch
- ⑤ Use with cylinder head 568757 and 566703
- ⑥ Use with cylinder head 598089 and 598086
- ⑦ From engine numbers 36123672B, 36407286B

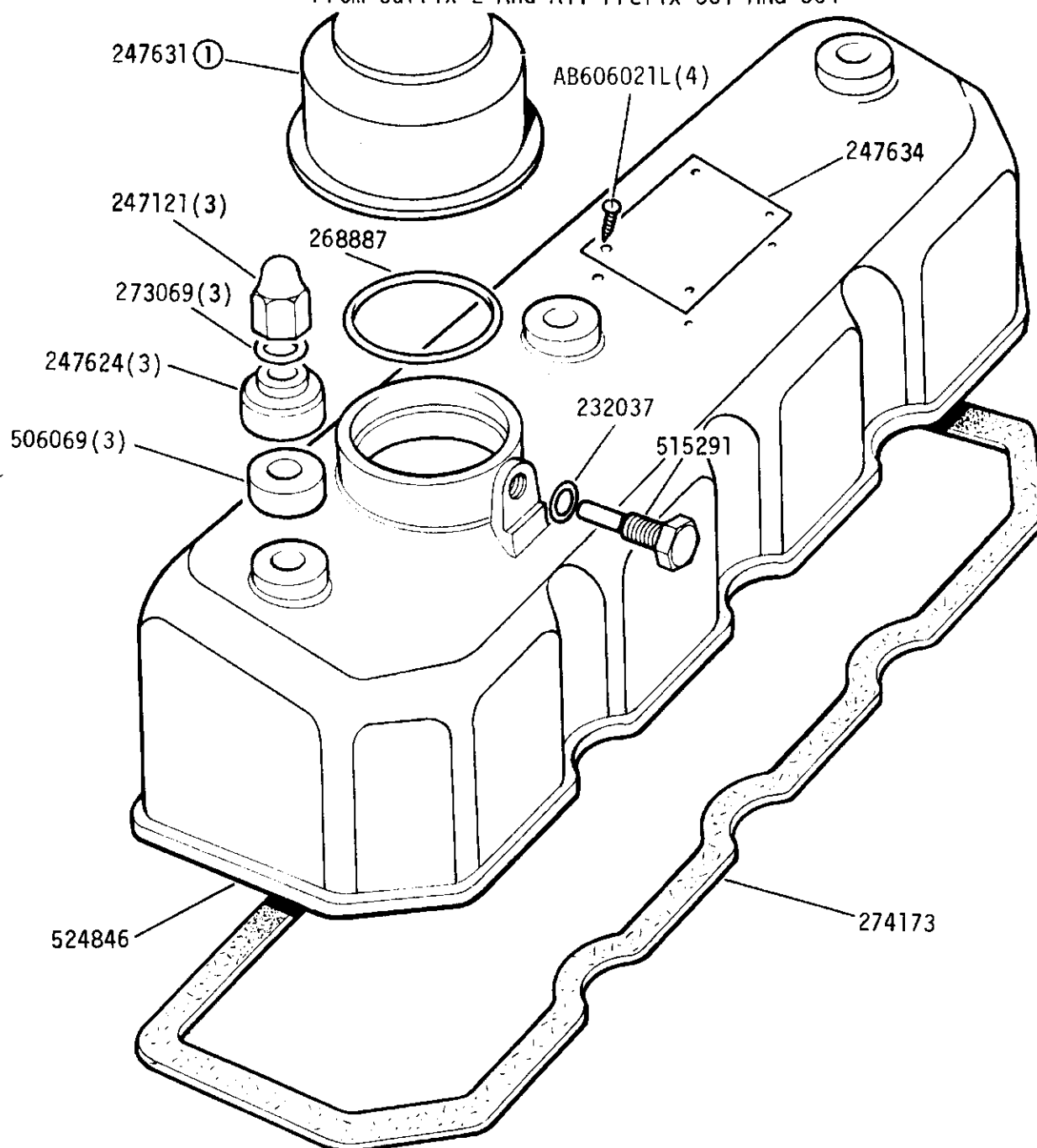
Kit for fitting metric cylinder head
to imperial cylinder block RTC2955

- ⑧ 3 bearing engines and suffix A,
5 bearing engines only

GROUP B

ENGINE Rocker Cover - 2½ Litre Petrol - Engine Prefix 901 to 904

From Suffix E And A11 Prefix 361 And 364



LAND ROVER

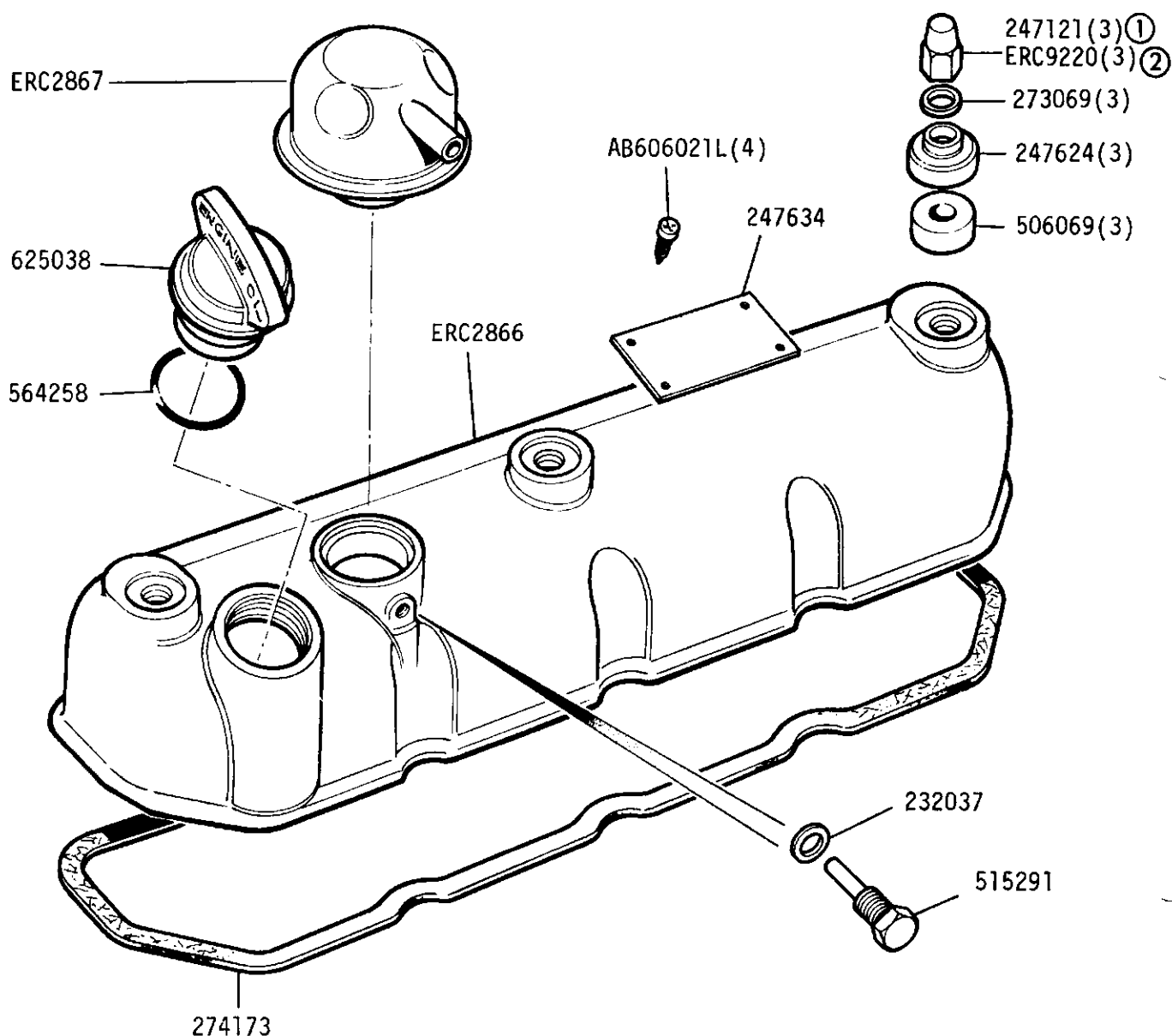
1C 11

1RE 128

GROUP B

ENGINE - ROCKER COVER - 2½ Litre Petrol - Engine Prefix 901 to 904

Upto Suffix D Inclusive

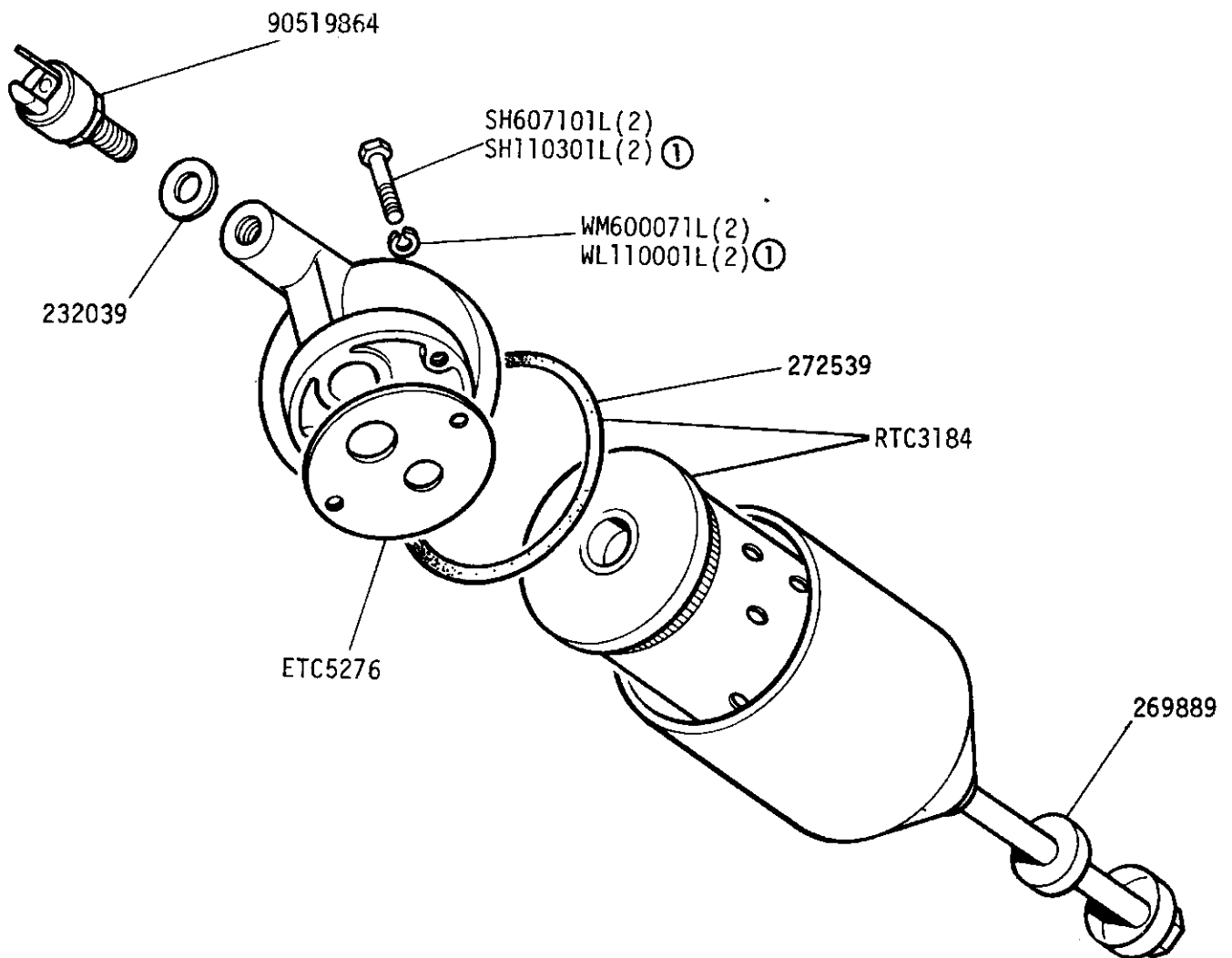


① All engines prefix 901 and 904 suffix E and engines prefix 361 and 364 suffix A and B

② Engine prefix 361 and 364 suffix 'C' onwards

GROUP B

ENGINE - Oil Filter 2½ Litre Petrol



Oil Filter assembly 537229

① From engine numbers 36123672B, 36407286B



LAND ROVER

IC 12

1RE 132