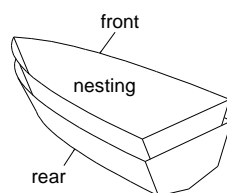
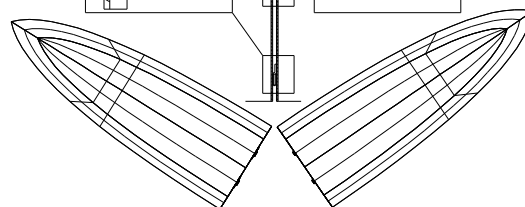
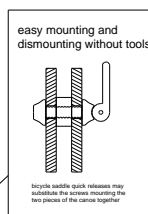
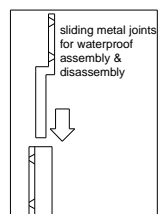


Folding - Nesting - V bottom Canoe for Two


<http://www.endtas.com> hobby sites

Storage at home & transporting



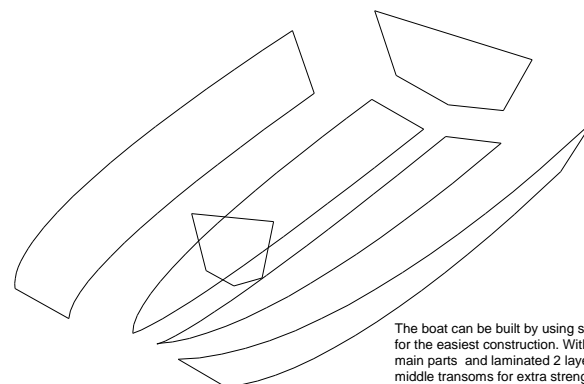
where to store this canoe in the winter?
right in the middle of your living room for sure.

but how?

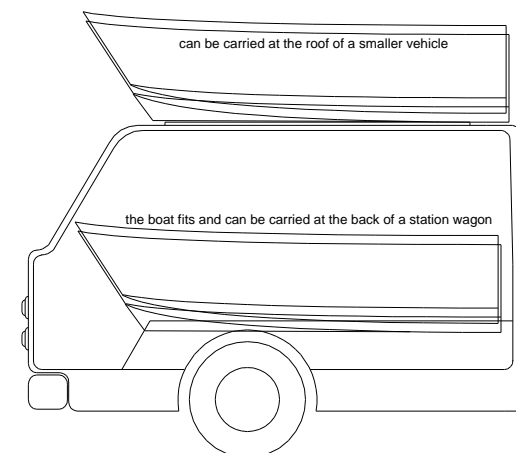


let me introduce you to your
new twin bookshelves
or giant CD storage
with speaker cabins :)

Use 6-8mm marine plywood.
strengthen the rubrails by using additional wood.
Air filled pillows tightly fastened to the boat
at the back of two passengers
will make the trip comfortable and also will provide
buoyancy in case of a capsiz. Or watertight compartment can also be made for
additional safety.



The boat can be built by using stitch and glue method for the easiest construction. With 6mm plywood for the main parts and laminated 2 layers of 6mm for the middle transoms for extra strength.



August 2003 -- version 1.0

Designed By Ozkal Ozsoy www.endtas.com